

Catalog Number
Notes
Type

FEATURES & SPECIFICATIONS

INTENDED USE — The 4" Wafer™ LED Square Downlight with Switchable White provides high-quality light output and efficiency featuring a switch for easy color temperature adjustment - while eliminating the need for recessed housings. The innovative, slim design allows for easy retrofit, remodel or new construction installation from below the ceiling. The Wafer LED downlight is wet location listed – making it ideal for use in a breadth of outdoor residential, hospitality, commercial and multifamily applications.

CONSTRUCTION — Aluminum die cast outer frame. Durable, powder coat paint to prevent rust. FT4 plenum rated cable connector to connect from module to remote driver box. IC rated driver with convenience and value of two remote selectable color temperature options, each with a setting choice to chose either 2700K, 3000K, and 3500K or 3000K, 4000K, and 5000K using the switch. The isolated driver integrated inside steel remote box with four 7/8" knockouts with slots for pryout. Suitable for pulling wires with the 12 cubic-inch wiring compartment to accommodate up to (6) 14 gauge insulated conductors; making the Wafer LED Downlights much easier to wire in 2in/2out (plus ground) daisy-chain applications and contractor friendly.

INSTALLATION — Ideal for shallow ceiling plenum; no housing required. Steel spring clip for easy installation. 4" cut out template is provided to ensure a correct sized hole is cut into ceiling for proper installation of the trim. Size of hole should not exceed 4 1/4 inches for this product. Suitable for installation in t-grid and drop ceiling applications. 3" plenum space required for installation of the remote driver box.

OPTICS — Edge-lit LED technology uses light guided plate to distribute light. Polycarbonate lens provides even illumination throughout the space.

ELECTRICAL — Connect directly to 120V power supply via provided UL recognized driver. High efficient driver with power factor > 0.9. Ambient operating temperature: -40°F (-40°C) to +104°F (+40°C). Dimming down to 10% with most standard incandescent dimers (see list of approved dimmers). Replaces 65W incandescent.

LISTINGS — CSA certified to US and Canadian safety standards. ENERGY STAR® certified. Wet location. Air Tight certified in accordance with ASTM E283-2004. NOM Certified. Can be used to comply with California Title 24 Part 6 High Efficacy LED light Source Requirements.

WARRANTY — 5-year limited warranty. Complete warranty terms located at:

www.acuitybrands.com/CustomerResources/Terms_and_conditions.aspx

Note: Actual performance may differ as a result of end-user environment and application.

All values are design or typical values, measured under laboratory conditions at 25 °C.

Specifications subject to change without notice.

Wafer LED Recessed Downlight

WF4 Square 4" LED Switchable White Color Temperature

IC/Non-IC
New Construction/Remodel



Matte black



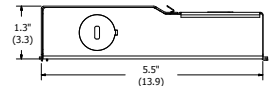
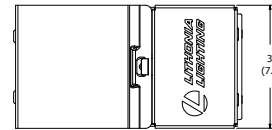
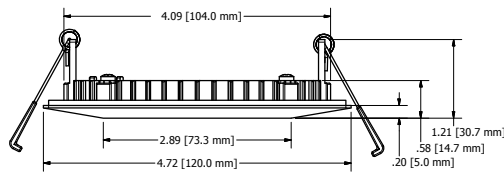
Brushed nickel



Oil-rubbed bronze

Specifications

Aperture:	3.2 (8.1)
Ceiling opening:	4.2 (10.7)
Overlap trim:	4.7 (12.0)
Height:	1.1 (2.8)



All dimensions are in inches (centimeters) unless otherwise indicated.

ORDERING INFORMATION

For shortest lead times, configure product using **standard options (shown in bold)**.

Example: WF4 SQ B LED 30K40K50K 90CRI MW

WF4		Trim Style	LED	CCT/W/Lumens ¹	CRI	Finish
Series			Lamp			
WF4	4" wafer-thin LED downlight	SQ	B Baffle S Smooth	LED LED	27K30K35K	2700K/9.3W/540L
						3000K/9.2W/600L
					90CRI	90CRI
				30K40K50K		
						MW Matte White
						MB Matte Black
						BN Brush Nickel
						ORB Oil-Rubbed Bronze

Accessories: Order as separate catalog number.

WF8643 Pan U	Universal new construction pan
WFJB U	Remodel joist bar
WFEXC6 SW3PIN FT4	3-Pin 6ft Cable
WFEXC10 SW3PIN FT4	3-Pin 10ft Cable
WFEXC20 SW3PIN FT4	3-Pin 20ft Cable



Notes

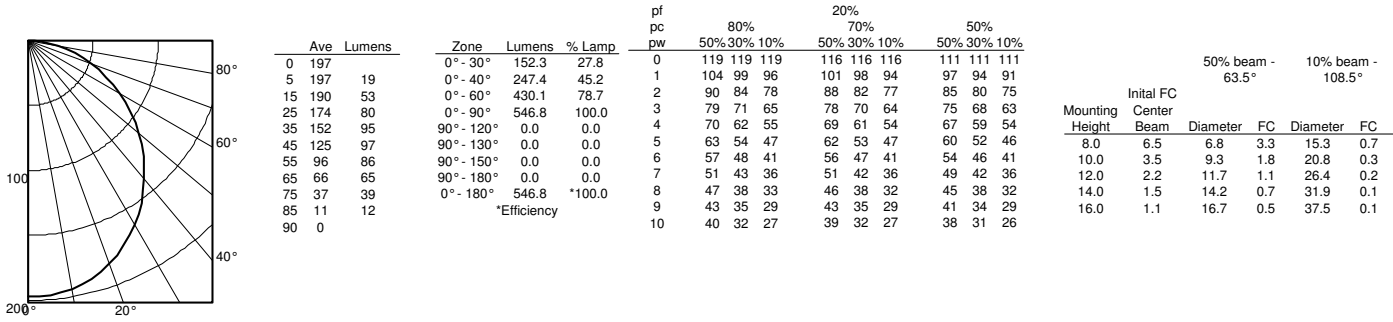
1 Total system delivered lumens.

WF4 SQ Switchable White 4" LED Wafer Module

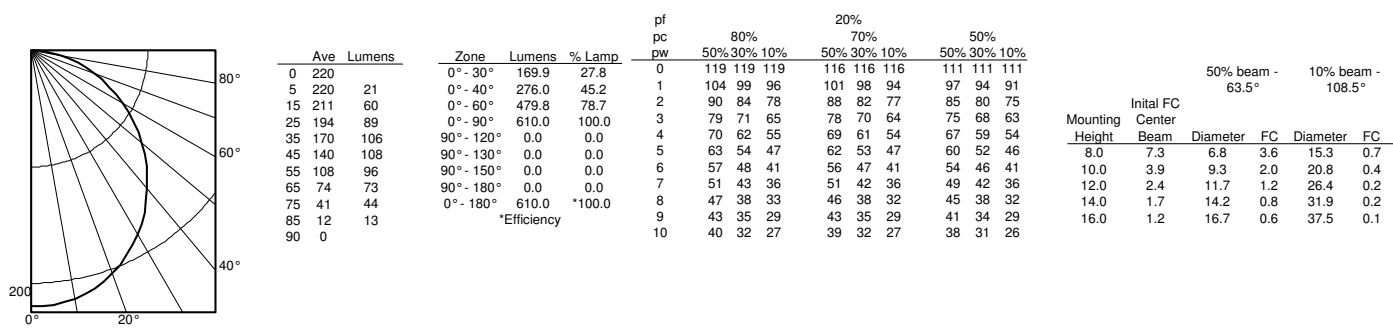
PHOTOMETRICS

Distribution Curve Distribution Data Output Data Coefficient of Utilization Illuminance Data at 30" Above Floor for a Single Luminaire

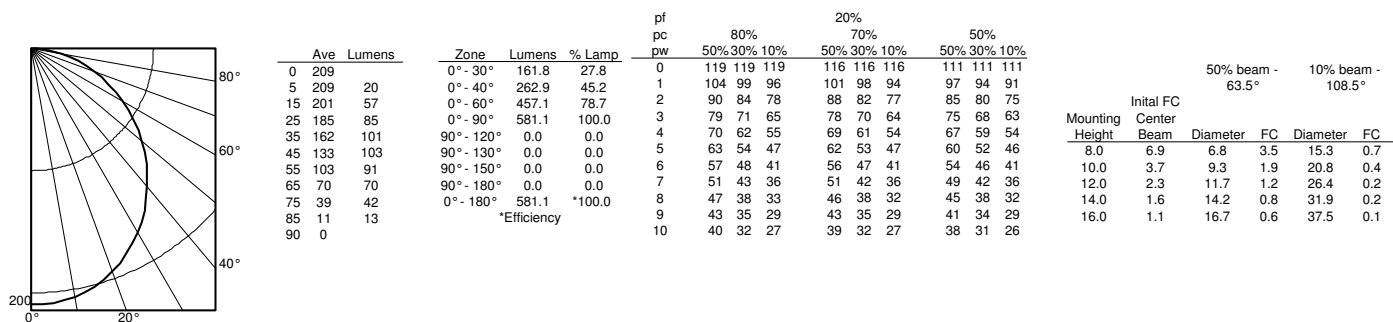
WF4 SQ S LED 27K30K35K, 2700K LEDs, input watts: 9, delivered lumens: 547, LM/W=60, test no. ISF 36826P19



WF4 SQ S LED 27K30K35K, 3000K LEDs, input watts: 9, delivered lumens: 610, LM/W=68, test no. ISF 36826P20



WF4 SQ S LED 27K30K35K, 3500K LEDs, input watts: 9, delivered lumens: 581, LM/W=65, test no. ISF 36826P21

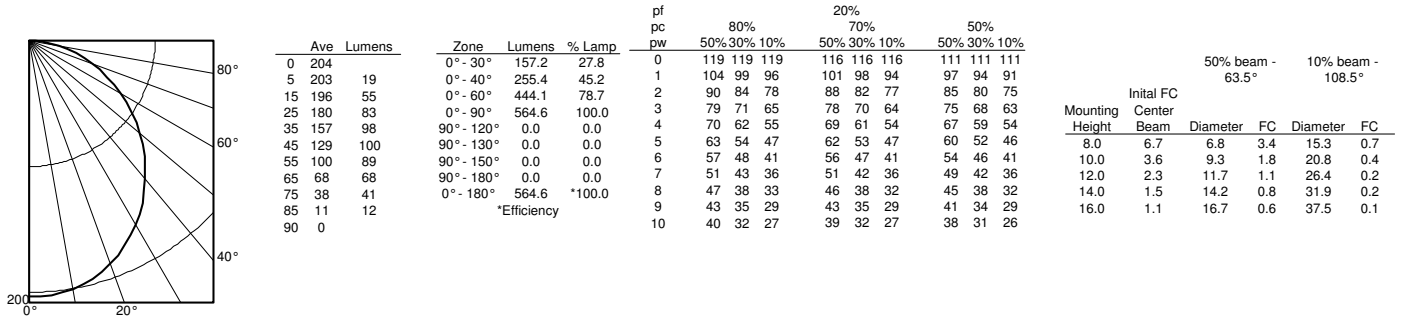


WF4 SQ Switchable White 4" LED Wafer Module

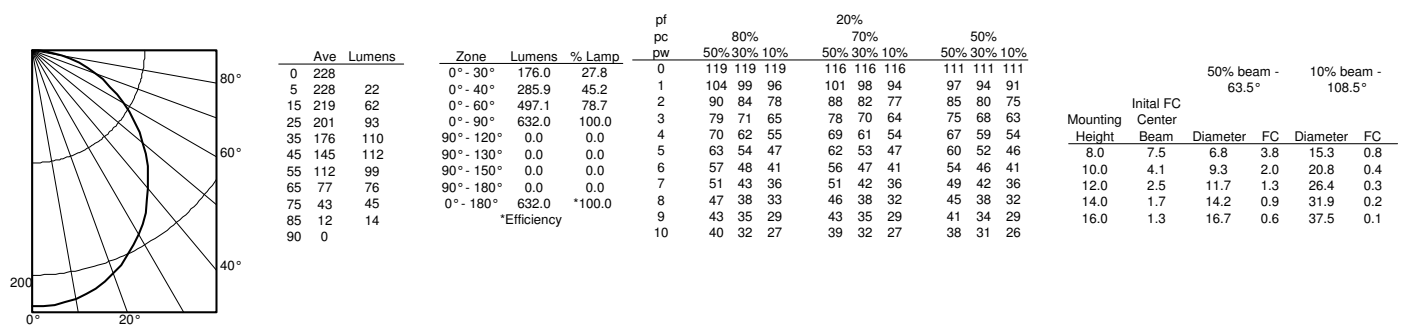
PHOTOMETRICS

Distribution Curve Distribution Data Output Data Coefficient of Utilization Illuminance Data at 30" Above Floor for a Single Luminaire

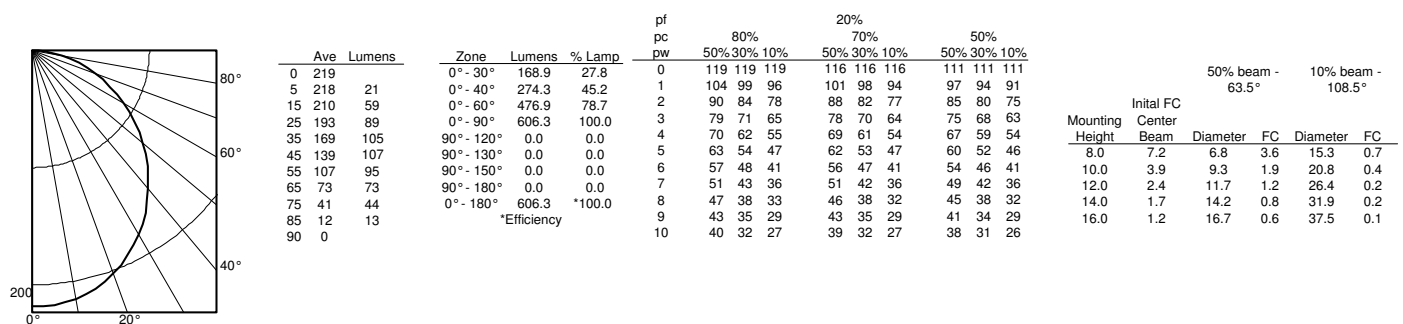
WF4 SQ S LED 30K40K50K, 3000K LEDs, input watts: 9, delivered lumens: 564, LM/W=63, test no. ISF 36826P22



WF4 SQ S LED 30K40K50K, 4000K LEDs, input watts: 9, delivered lumens: 632, LM/W=70, test no. ISF 36826P23



WF4 SQ S LED 30K40K50K, 5000K LEDs, input watts: 9, delivered lumens: 606, LM/W=67, test no. ISF 36826P24

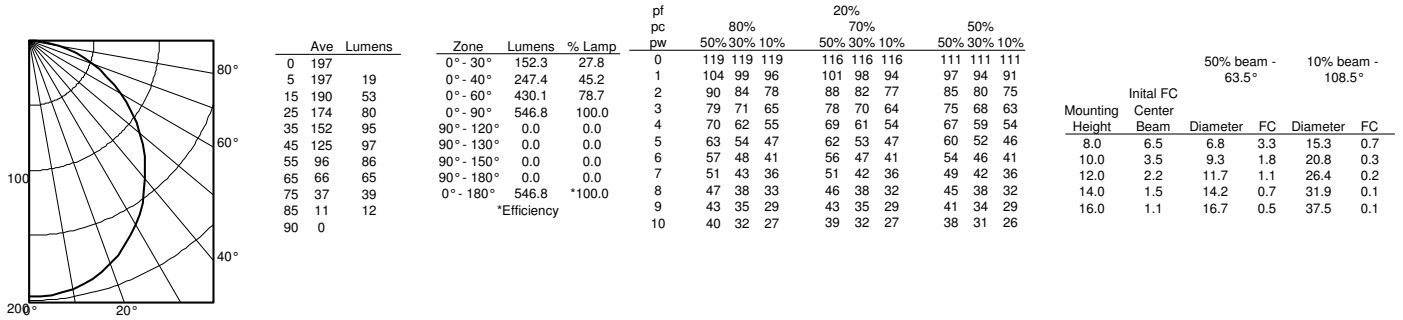


WF4 SQ Switchable White 4" LED Wafer Module

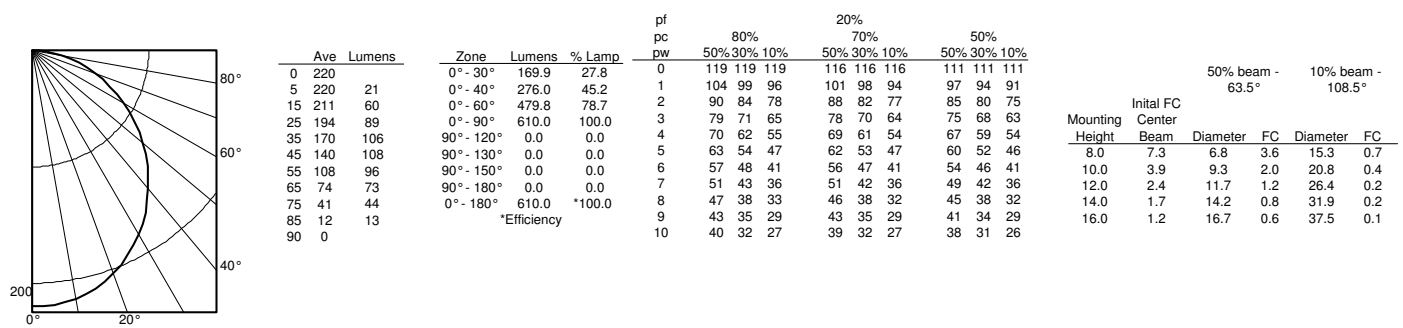
PHOTOMETRICS

Distribution Curve Distribution Data Output Data Coefficient of Utilization Illuminance Data at 30" Above Floor for a Single Luminaire

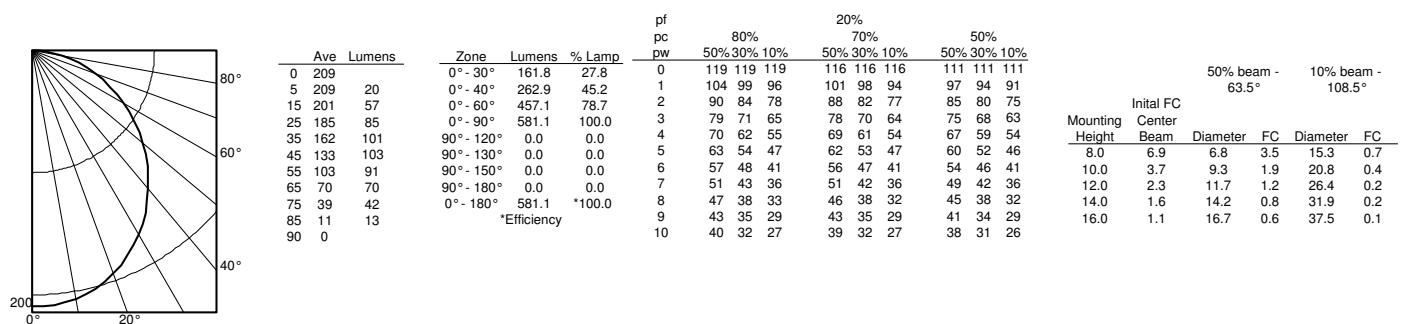
WF4 SQ B LED 27K30K35K, 2700K LEDs, input watts: 9, delivered lumens: 547, LM/W=61, test no. ISF 36826P25



WF4 SQ B LED 27K30K35K, 3000K LEDs, input watts: 9, delivered lumens: 610, LM/W=68, test no. ISF 36826P26



WF4 SQ B LED 27K30K35K, 3500K LEDs, input watts: 9, delivered lumens: 581, LM/W=65, test no. ISF 36826P27

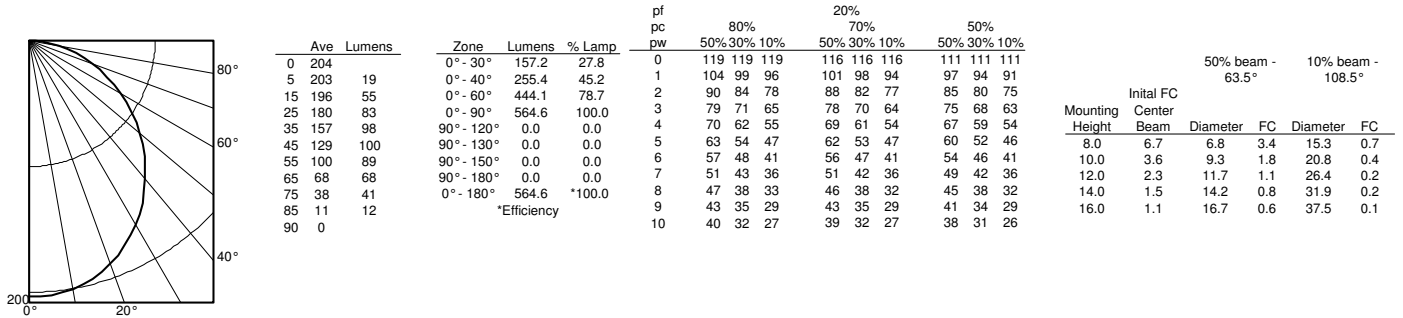


WF4 SQ Switchable White 4" LED Wafer Module

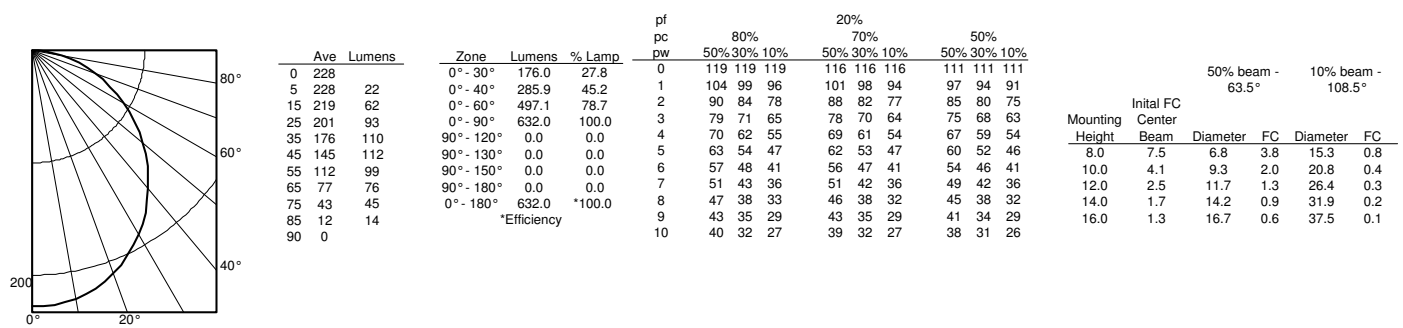
PHOTOMETRICS

Distribution Curve Distribution Data Output Data Coefficient of Utilization Illuminance Data at 30" Above Floor for a Single Luminaire

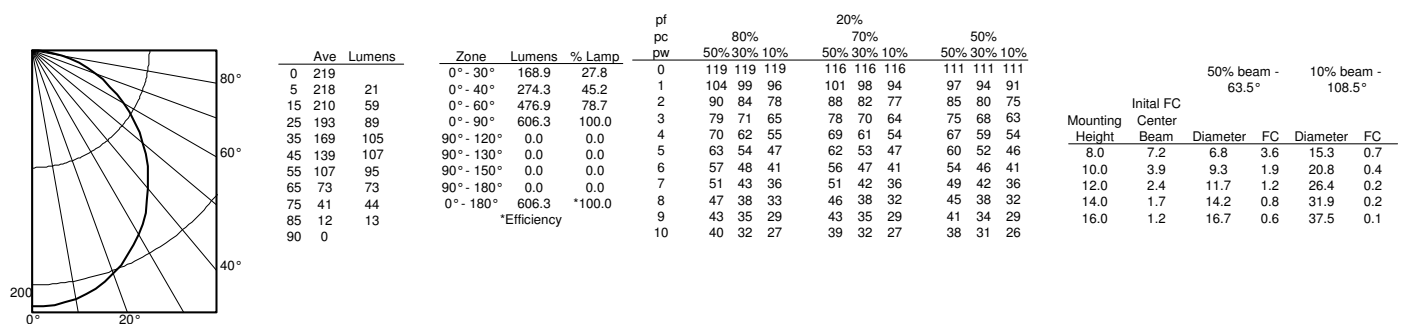
WF4 SQ B LED 30K40K50K, 3000K LEDs, input watts: 9, delivered lumens: 565, LM/W=63, test no. ISF 36826P28



WF4 SQ B LED 30K40K50K, 4000K LEDs, input watts: 9, delivered lumens: 632, LM/W=70, test no. ISF 36826P29



WF4 SQ B LED 30K40K50K, 5000K LEDs, input watts: 9, delivered lumens: 606, LM/W=67, test no. ISF 36826P30



WF4 SQ Switchable White 4" LED Wafer Module

ENERGY DATA

WF4 SQ S (OR B) LED 27K30K35K			
Color Temperature	2700K	3000K	3500K
Lumens	540	600	570
CRI	90	90	90
Rated wattage	9.3	9.2	9.5
Lu/Watts	58.1	65.2	60.0
Min. starting temp	-40°C (-40°F)	-40°C (-40°F)	-40°C (-40°F)
EMI/RFI	FCC Title 47 CFR, Part 15, Class B	FCC Title 47 CFR, Part 15, Class B	FCC Title 47 CFR, Part 15, Class B
Sound rating	Class A Standards	Class A Standards	Class A Standards
Input voltage	120V	120V	120V
Min. power factor	0.97	0.97	0.97
Input frequency	50/60 Hz	50/60 Hz	50/60 Hz
Input power	120V	120V	120V
Input current	0.08A	0.08A	0.08A

WF4 SQ S (OR B) LED 30K40K50K			
Color Temperature	3000K	4000K	5000K
Lumens	560	620	600
CRI	90	90	90
Rated wattage	9.2	9	9.3
Lu/Watts	60.9	68.9	64.5
Min. starting temp	-40°C (-40°F)	-40°C (-40°F)	-40°C (-40°F)
EMI/RFI	FCC Title 47 CFR, Part 15, Class B	FCC Title 47 CFR, Part 15, Class B	FCC Title 47 CFR, Part 15, Class B
Sound rating	Class A Standards	Class A Standards	Class A Standards
Input voltage	120V	120V	120V
Min. power factor	0.97	0.97	0.97
Input frequency	50/60 Hz	50/60 Hz	50/60 Hz
Input power	120V	120V	120V
Input current	0.08A	0.08A	0.08A

LIGHTING PERFORMANCE DATA



LIGHTING PERFORMANCE DATA DONNÉES SUR LE RENDEMENT DE L'ÉCLAIRAGE	
Light Appearance (CCT) Aspect de la lumière (CCT)	
2700K soft white blanc doux	
540 lumens 57 lumens per watt	
3000K warm white blanc chaud	
600 lumens 63 lumens per watt	
3500K neutral white blanc neutre	
570 lumens 60 lumens per watt	
Watts	9.5
Color Accuracy (CRI) Précision des couleurs (CRI)	90



LIGHTING PERFORMANCE DATA DONNÉES SUR LE RENDEMENT DE L'ÉCLAIRAGE	
Light Appearance (CCT) Aspect de la lumière (CCT)	
3000K warm white blanc chaud	
560 lumens 62 lumens per watt	
4000K cool white blanc froid	
620 lumens 69 lumens per watt	
5000K daylight lumière du jour	
600 lumens 67 lumens per watt	
Watts	9.0
Color Accuracy (CRI) Précision des couleurs (CRI)	90