

# Cree Edge™ Series

LED High Output Transportation Luminaire - Featuring Cree TrueWhite® Technology

## Product Description

The Cree Edge™ High Output Transportation luminaire is designed to deliver high lumen packages with precise optical control. Luminaire mounts directly to solid surface with stainless steel mounting brackets and includes 6' (1.8m) cord for mounting to customer supplied junction box. Luminaire can also be mounted with pendant or hook & cord accessories listed below. The rugged housing is able to withstand harsh environments. Precise optical control offers even illumination to meet illuminance targets for in transportation and other outdoor area applications.

**Applications:** Tunnels and underpasses

## Performance Summary

Utilizes Cree TrueWhite® Technology on 5000K Luminaires

Patented NanoOptic® Product Technology

Assembled in the U.S.A. of U.S. and imported parts

**CRI:** Minimum 70 CRI (4000K & 5700K); 90 CRI (5000K)

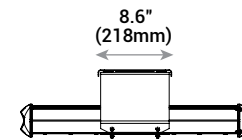
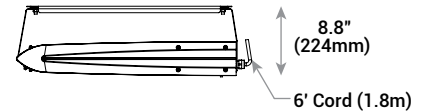
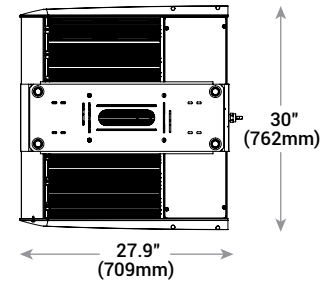
**CCT:** 4000K (+/- 300K), 5000K (+/- 300K), 5700K (+/- 500K) Standard

**Limited Warranty\*:** 10 years on luminaire/10 years on Colorfast DeltaGuard® finish

\* See <http://lighting.cree.com/warranty> for warranty terms

## Accessories

Field-Installed		
<b>EHO-HC</b> - Hook & Cord Mount Kit	<b>EHO-PD1</b> - Pendant 1-1/4" NPSM Mount Kit	<b>EHO-PD2</b> - Pendant 1-1/2" NPSM Mount Kit



LED Count (x10)	Weight
12	45 lbs. (20kg)
24	80 lbs. (36kg)

## Ordering Information

Example: TSP-EHO-1S-DM-12-E-UL-SV-700

TSP-EHO		DM		E				
Product	Optic	Mounting	LED Count (x10)	Series	Voltage	Color Options	Drive Current	Options
TSP-EHO	<b>1S</b> Type I Short <b>2S</b> Type II Short <b>3M</b> Type III Medium <b>5S</b> Type V Short <b>N6</b> NEMA 6	DM Direct Surface	<b>12</b> <b>24</b>	E	<b>UL</b> Universal 120-277V <b>UH</b> Universal 347-480V	<b>BK</b> Black <b>BZ</b> Bronze <b>SV</b> Silver <b>WH</b> White	<b>700</b> 700mA <b>1000</b> 1000mA	<b>DIM 0-10V Dimming</b> - Control by others - Refer to <a href="#">Dimming spec sheet</a> for details - Can't exceed specified drive current <b>PML Programmable Multi-Level, 20-40' Mounting Height</b> - Available only with UL voltage - Not available with 240 LEDs with 1000mA drive current - Refer to <a href="#">PML spec sheet</a> for details - Intended for downlight applications at 0° tilt <b>40K 4000K Color Temperature</b> - Minimum 70 CRI - Color temperature per luminaire <b>50K 5000K Color Temperature</b> - Minimum 90 CRI - Utilizes Cree TrueWhite® Technology - Color temperature per luminaire



Rev. Date: V4 01/09/2019



US: [lighting.cree.com](http://lighting.cree.com)

T (800) 236-6800 F (262) 504-5415

Canada: [www.cree.com/canada](http://www.cree.com/canada)

T (800) 473-1234 F (800) 890-7507

## Product Specifications

### CREE TRUEWHITE® TECHNOLOGY

A revolutionary way to generate high-quality white light, Cree TrueWhite® Technology is a patented approach that delivers an exclusive combination of 90+ CRI, beautiful light characteristics, and lifelong color consistency, all while maintaining high luminous efficacy – a true no compromise solution.

### CONSTRUCTION & MATERIALS

- Slim, low profile design
- Luminaire sides are rugged die cast aluminum with integral, weather-tight LED driver compartments and high-performance heat sinks
- Direct mount includes heavy gauge stainless steel mounting brackets (non-painted) designed for direct mount to solid surfaces and includes a 6' (1.8m) cord for mounting to customer supplied junction box
- External wet location junction box with field wiring connections included
- Pendant mount kit includes pendant hub and is intended to be mounted by 1-1/4 or 1-1/2 NPSM pendant (by others)
- Hook & cord mount kit includes two spring lock hooks
- Exclusive Colorfast DeltaGuard® finish features an E-Coat epoxy primer with an ultra-durable power topcoat, providing excellent resistance to corrosion, ultraviolet degradation and abrasion. Black, bronze, silver, and white are available
- **Weight:** See weight chart on page 1

### ELECTRICAL SYSTEM

- **Input Voltage:** 120-277V or 347-480V, 50/60Hz, Class 1 drivers
- **Power Factor:** > 0.9 at full load
- **Total Harmonic Distortion:** < 20% at full load
- Integral 10kV surge suppression protection standard
- When code dictates fusing, a slow blow fuse or type C/D breaker should be used to address inrush current
- **Maximum 10V Source Current:** 120 LED: 0.40mA; 240 LED: 0.80mA

### REGULATORY & VOLUNTARY QUALIFICATIONS

- cULus Listed
- Suitable for wet locations
- Consult factory for CE Certified products
- Pending certification to ANSI C136.31-2001, 3G bridge and overpass vibration standards
- 10kV surge suppression protection tested in accordance with IEEE/ANSI C62.41.2
- Meets FCC Part 15, Subpart B, Class A standards for conducted and radiated emissions
- Luminaire and finish endurance tested to withstand 5,000 hours of elevated ambient salt fog conditions as defined in ASTM Standard B 117
- Meets Buy American requirements within ARRA
- RoHS compliant. Consult factory for additional details
- **CA RESIDENTS WARNING:** Cancer and Reproductive Harm – [www.p65warnings.ca.gov](http://www.p65warnings.ca.gov)

Electrical Data*							
LED Count (x10)	System Watts 120-480V	Total Current (A)					
		120V	208V	240V	277V	347V	480V
700mA							
12	267	2.24	1.29	1.12	0.99	0.80	0.58
24	533	4.49	2.57	2.24	1.97	1.62	1.16
1000mA							
12	421	3.61	2.06	1.80	1.61	1.25	0.90
24	831	7.16	4.04	3.54	3.14	2.50	1.81

\* Electrical data at 25°C (77°F). Actual wattage may differ by +/- 10% when operating between 120-480V +/- 10%

Cree Edge™ High Output Ambient Adjusted Lumen Maintenance <sup>1</sup>					
Ambient	Initial LMF	25K hr Projected <sup>2</sup> LMF	50K hr Projected <sup>2</sup> LMF	75K hr Calculated <sup>3</sup> LMF	100K hr Calculated <sup>3</sup> LMF
5°C (41°F)	1.04	1.01	0.99	0.98	0.96
10°C (50°F)	1.03	1.00	0.98	0.97	0.95
15°C (59°F)	1.02	0.99	0.97	0.96	0.94
20°C (68°F)	1.01	0.98	0.96	0.95	0.93
25°C (77°F)	1.00	0.97	0.95	0.94	0.92

<sup>1</sup> Lumen maintenance values at 25°C (77°F) are calculated per TM-21 based on LM-80 data and in-situ luminaire testing. Luminaire ambient temperature factors (LATF) have been applied to all lumen maintenance factors. Please refer to the [Temperature Zone Reference Document](#) for outdoor average nighttime ambient conditions.

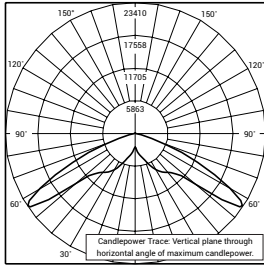
<sup>2</sup> In accordance with IESNA TM-21-11, Projected Values represent interpolated value based on time durations that are within six times (6X) the IESNA LM-80-08 total test duration (in hours) for the device under testing (DUT) i.e. the packaged LED chip

<sup>3</sup> In accordance with IESNA TM-21-11, Calculated Values represent time durations that exceed six times (6X) the IESNA LM-80-08 total test duration (in hours) for the device under testing (DUT) i.e. the packaged LED chip

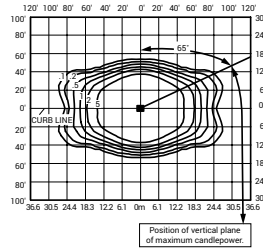
**Photometry**

All published luminaire photometric testing performed to IESNA LM-79-08 standards by a NVLAP accredited laboratory. To obtain an IES file specific to your project consult: <https://lighting.cree.com/products/outdoor/street-and-roadway/cree-edge-high-output-2>

15



ITL Test Report #: 78640  
ARE-EHO-1S-\*\*-12-E-UL-SV-1000-40K  
Initial Delivered Lumens: 37,812

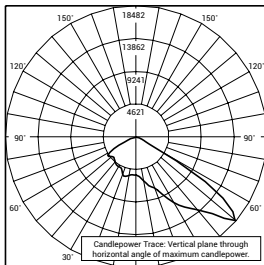


TSP-EHO-1S-\*\*-12-E-UL-SV-700-40K  
Mounting Height: 25' [7.6m]  
Initial Delivered Lumens: 75,507  
Initial FC at grade

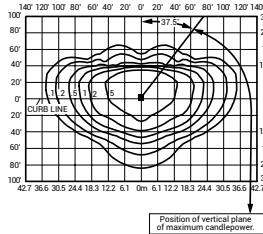
Type I Short Distribution						
LED Count (x10)	4000K		5000K		5700K	
	Initial Delivered Lumens*	BUG Ratings** Per TM-15-11	Initial Delivered Lumens*	BUG Ratings** Per TM-15-11	Initial Delivered Lumens*	BUG Ratings** Per TM-15-11
<b>700mA</b>						
12	26,980	B5 U1 G3	21,376	B4 U1 G3	28,018	B5 U1 G4
24	53,994	B5 U1 G4	42,780	B5 U1 G4	56,071	B5 U1 G5
<b>1000mA</b>						
12	36,230	B5 U1 G4	28,706	B5 U1 G4	37,624	B5 U1 G4
24	72,507	B5 U1 G5	57,448	B5 U1 G5	75,295	B5 U1 G5

\* Initial delivered lumens at 25°C (77°F)  
\*\* For more information on the IES BUG (Backlight-Uplight-Glare) Rating visit: <https://www.ies.org/wp-content/uploads/2017/03/TM-15-11BUGRatingsAddendum.pdf>

25



ITL Test Report #: 78639  
ARE-EHO-2S-\*\*-12-E-UL-1000-40K  
Initial Delivered Lumens: 34,478



TSP-EHO-2S-\*\*-24-E-UL-1000-40K  
Mounting Height: 25' [7.6m]  
Initial Delivered Lumens: 65,336  
Initial FC at grade

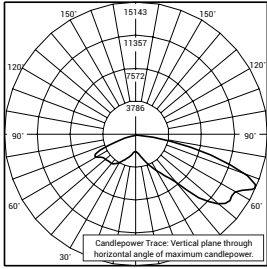
Type II Short Distribution						
LED Count (x10)	4000K		5000K		5700K	
	Initial Delivered Lumens*	BUG Ratings** Per TM-15-11	Initial Delivered Lumens*	BUG Ratings** Per TM-15-11	Initial Delivered Lumens*	BUG Ratings** Per TM-15-11
<b>700mA</b>						
12	24,312	B3 U1 G3	19,262	B3 U1 G3	25,247	B3 U1 G3
24	48,654	B5 U1 G4	38,549	B4 U1 G4	50,525	B5 U1 G4
<b>1000mA</b>						
12	32,647	B4 U1 G4	25,867	B3 U1 G3	33,903	B4 U1 G4
24	65,336	B5 U1 G5	51,766	B5 U1 G4	67,849	B5 U1 G5

\* Initial delivered lumens at 25°C (77°F)  
\*\* For more information on the IES BUG (Backlight-Uplight-Glare) Rating visit: <https://www.ies.org/wp-content/uploads/2017/03/TM-15-11BUGRatingsAddendum.pdf>

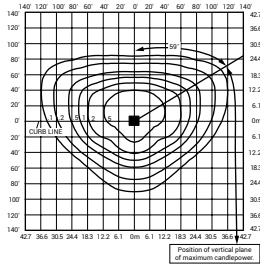
**Photometry**

All published luminaire photometric testing performed to IESNA LM-79-08 standards by a NVLAP accredited laboratory. To obtain an IES file specific to your project consult: <https://lighting.cree.com/products/outdoor/street-and-roadway/cree-edge-high-output-2>

**3M**



ITL Test Report #: 78638  
 ARE-EHO-3M-\*\*-12-E-UL-1000-40K  
 Initial Delivered Lumens: 30,916

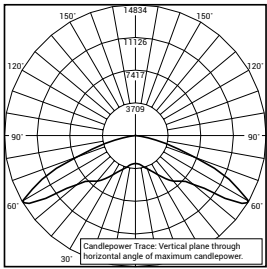


TSP-EHO-3M-\*\*-24-E-UL-1000-40K  
 Mounting Height: 25' (7.6m)  
 Initial Delivered Lumens: 58,165  
 Initial FC at grade

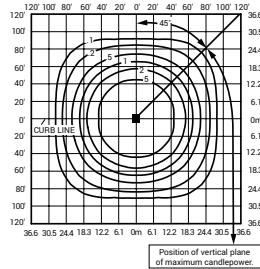
Type III Medium Distribution						
LED Count (x10)	4000K		5000K		5700K	
	Initial Delivered Lumens*	BUG Ratings** Per TM-15-11	Initial Delivered Lumens*	BUG Ratings** Per TM-15-11	Initial Delivered Lumens*	BUG Ratings** Per TM-15-11
<b>700mA</b>						
12	21,643	B3 U1 G3	17,148	B3 U1 G3	22,476	B4 U1 G4
24	43,314	B4 U1 G4	34,318	B4 U1 G4	44,980	B5 U1 G5
<b>1000mA</b>						
12	29,064	B4 U1 G4	23,028	B3 U1 G3	30,182	B4 U1 G4
24	58,165	B5 U1 G5	46,084	B5 U1 G5	60,402	B5 U1 G5

\* Initial delivered lumens at 25°C (77°F)  
 \*\* For more information on the IES BUG (Backlight-Uplight-Glare) Rating visit: <https://www.ies.org/wp-content/uploads/2017/03/TM-15-11BUGRatingsAddendum.pdf>

**55**



ITL Test Report #: 73896  
 ARE-EHO-55-\*\*-12-E-UL-1000-40K  
 Initial Delivered Lumens: 37,329



TSP-EHO-55-\*\*-24-D-UL-1000-40K  
 Mounting Height: 25' (7.6m)  
 Initial Delivered Lumens: 71,710  
 Initial FC at grade

Type V Short Distribution						
LED Count (x10)	4000K		5000K		5700K	
	Initial Delivered Lumens*	BUG Ratings** Per TM-15-11	Initial Delivered Lumens*	BUG Ratings** Per TM-15-11	Initial Delivered Lumens*	BUG Ratings** Per TM-15-11
<b>700mA</b>						
12	26,684	B4 U0 G2	21,142	B4 U1 G2	27,710	B5 U0 G3
24	53,401	B5 U0 G4	42,310	B5 U1 G4	55,455	B5 U0 G4
<b>1000mA</b>						
12	35,832	B5 U0 G3	28,390	B5 U1 G3	37,210	B5 U0 G3
24	71,710	B5 U0 G5	56,816	B5 U1 G4	74,468	B5 U0 G5

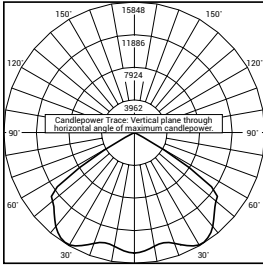
\* Initial delivered lumens at 25°C (77°F)  
 \*\* For more information on the IES BUG (Backlight-Uplight-Glare) Rating visit: <https://www.ies.org/wp-content/uploads/2017/03/TM-15-11BUGRatingsAddendum.pdf>

Cree Edge™ High Output Transportation Luminaire

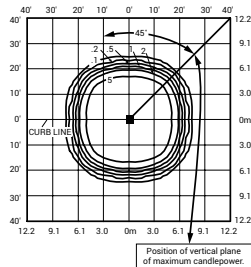
**Photometry**

All published luminaire photometric testing performed to IESNA LM-79-08 standards by a NVLAP accredited laboratory. To obtain an IES file specific to your project consult: <https://lighting.cree.com/products/outdoor/street-and-roadway/cree-edge-high-output-2>

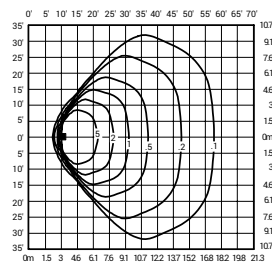
**N6**



ITL Test Report #: 78562  
FLD-EH0-N6-\*\*-12-E-UL-1000-40K  
Initial Delivered Lumens: 38,109



TSP-EH0-N6-\*\*-24-E-UL-1000-40K  
Mounting Height: 25' [7.6m]  
Initial Delivered Lumens: 73,303  
Initial FC at grade

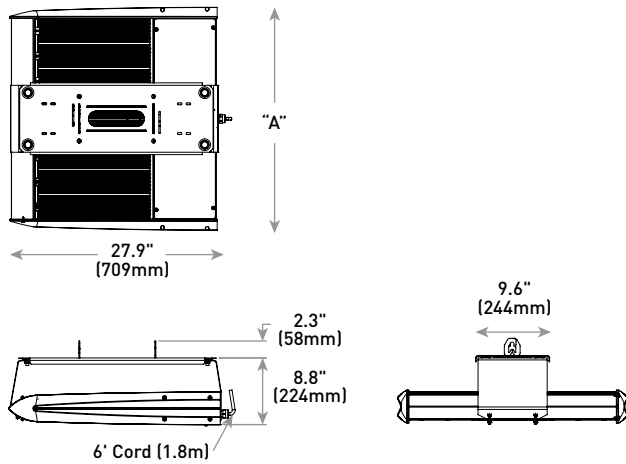


TSP-EH0-N6-\*\*-24-E-UL-1000-40K  
Mounting Height: 25' [7.6m], 60° tilt  
Initial Delivered Lumens: 73,303  
Initial FC at grade

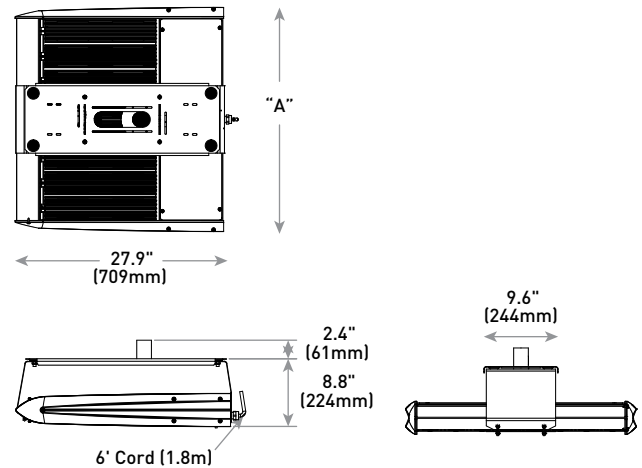
NEMA 6 Distribution			
LED Count (x10)	4000K	5000K	5700K
	Initial Delivered Lumens*	Initial Delivered Lumens*	Initial Delivered Lumens*
<b>700mA</b>			
12	27,276	21,611	28,326
24	54,588	43,250	56,687
<b>1000mA</b>			
12	36,628	29,021	38,037
24	73,303	58,079	76,123

\* Initial delivered lumens at 25°C (77°F)

**Shown with Hook & Cord Mount Kit Accessory**



**Shown with Pendant Mount Kit Accessory**



© 2018 Cree, Inc. and/or one of its subsidiaries. All rights reserved. For informational purposes only. Content is subject to change. Patent [www.cree.com/patents](http://www.cree.com/patents). Cree®, the Cree logo, NanoOptic®, TrueWhite®, Cree TrueWhite®, and Colorfast DeltaGuard® are registered trademarks, and Cree Edge™ and the Cree TrueWhite Technology logo are trademarks of Cree, Inc. The UL logo is a registered trademark of UL LLC.

