

KR Series

KR4™ LED Specification Downlight – Round 4"

Product Description

The KR4™ LED specification downlight features Cree TrueWhite® Technology and delivers beautiful, high-quality light with efficacy up to 73 lumens per watt. Designed for new construction applications, the KR Series is available in a variety of color temperatures, round and square trims with high-quality anodized aluminum reflector finishes, a sloped ceiling adaptor accessory and a variety of dimming options including Cree Sunset Dimming Technology which provides rich, warm light that transitions from 2700K to 1800K as naturally as an incandescent source.

Performance Summary

Utilizes Cree TrueWhite® Technology

Initial Delivered Lumens: 700-3,200 lumens; Delivered lumen output is typical when using a SSGC type reflector

Input Power: 13-44 watts

Emergency Performance: Up to 1,210 Lumens; 10W; Minimum 90 Minutes

CRI: 90

CCT: 2700K, 3000K, 3500K, 4000K

Controls: Triac, 0/1-10V; See control availability chart on page 3

Limited Warranty*: 10 years on KR4™ luminaire

Limited Warranty Emergency Back Up (EB) Battery: 1 Year Battery Back Up. Test regularly in accordance with local codes

*See <http://lighting.cree.com/warranty> for warranty terms

Accessories

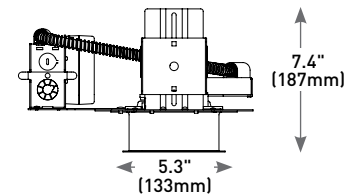
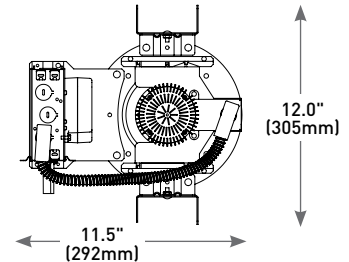
Field-Installed		
Sloped Ceiling Adaptor KXKS4**WW ** 0-35 (order in 5 degree increments)	C-Channel Hanger Bars RBH30C - Pair of 30" [762mm] rigid 3/4" x 1/2" [19mm x 13mm] C-Channel bars RBH24C-1 - Pair of 24" [610mm] x 1-1/2" [38mm] x 1/2" [13mm] standard C-Channel bars	T-Bar Clips RARC7 - Set of four - For use with RBH24C-1 hanger bars Trim Ring KR4TA - White beauty ring to cover pan head fasteners on KR4T reflector

Ordering Information

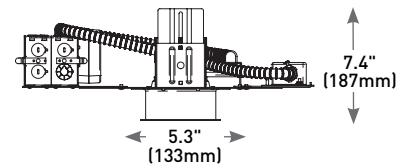
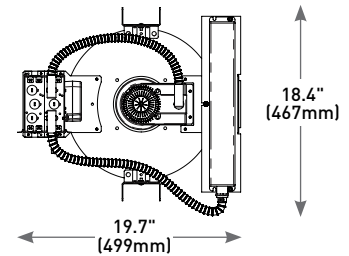
Fully assembled luminaire is composed of two components that must be ordered separately:
 Example: **Housing:** KR4-20L-35K-120V-10V + **Reflector:** KR4T-SSGC-FF

Reflector (Housing must be ordered separately)		
KR4T		
Series	Reflector Finish	Flange Finish
KR4T Standard Trim - Reflector attaches to housing with pan head fasteners and keyhole slots	SSGC Soft Satin Glow, Clear	FF Matches Reflector WF White Paint

Housing (Reflector must be ordered separately)								
KR4								
Series	Size	Reflector	Initial Delivered Lumens	Optic	CCT	Voltage	Controls	Options
KR	4 4 inch	Blank Round	9L 13W, 700 Lumens – 54 LPW	Blank 70° Beam Angle	27K 2700K	120V 120 Volts 277V 277 Volts 347V 347 Volts	Blank - For standard control offering refer to control availability chart on page 3 10V 0/1-10V Dimming - Refer to control availability chart on page 3	WD Sunset Dim - 9L and 13L @ 27K with Triac Dimming only EB7 Emergency Backup - Minimum 90 minutes - 120V, 277V only - Minimum operating temperature: 0°C [32°F]
			13L 18W, 1,000 Lumens – 56 LPW		30K 3000K			
			20L 30W, 1,550 Lumens – 52 LPW		35K 3500K			
			30L 39W, 2,350 Lumens – 60 LPW		40K 4000K			
			40L 44W, 3,200 Lumens – 73 LPW					



Emergency Backup



Rev. Date: V13 10/03/2018



US: lighting.cree.com

T (800) 236-6800 F (262) 504-5415

Canada: www.cree.com/canada



T (800) 473-1234 F (800) 890-7507

KR4™ LED Specification Downlight – Round 4"

Product Specifications

CREE TRUEWHITE® TECHNOLOGY

A revolutionary way to generate high-quality white light, Cree TrueWhite® Technology is a patented approach that delivers an exclusive combination of 90+ CRI, beautiful light characteristics, and lifelong color consistency, all while maintaining high luminous efficacy – a true no compromise solution.

CONSTRUCTION & MATERIAL

- Low brightness parabolic spun Alzak aluminum cone, 0.06" (2mm) thick with polished radius and continuous self-flange
- Soft Satin Glow Clear finish, standard
- 2" (51mm) aperture throat to accommodate all standard and up to 3" (76mm) thick ceilings and provide flexibility in mounting within grid
- Provided with quick mounting brackets for optional carrying channels
- Light engine, optics, and driver accessible from below ceiling

ELECTRICAL SYSTEM

- **Power Factor:** > 0.9 for 120V and 277V
- **Total Harmonic Distortion:** < 20% at full load
- **Input Power:** 120, 277V, or 347V, 50/60Hz
- **Operating Temperature Range:** -18°C - +40°C (0°F - +104°F); minimum operating temperature with EB7 option is 0°C (32°F)

CONTROLS

- For standard control offering refer to control availability chart on page 3
- Triac dimming to 5%
- Continuous dimming to 10% with 0-10V DC control protocol
- **10V Source Current:** 9L & 13L: 0.15mA; 20L-40L: 2.2mA
- For use with Class 2 dimming systems only
- Use only lighting controls with neutral connection or controls intended for use with LED fixtures
- Reference <http://lighting.cree.com/products/indoor/new-construction-downlights/kr-series> for recommended dimming controls and wiring diagrams

REGULATORY & VOLUNTARY QUALIFICATIONS

- cULus Listed
- Suitable for thru-wiring 8#12AWG-90°C
- Suitable for damp locations
- Designed for indoor use
- Thermally protected Type NON-IC in accordance with Article 410 of the NEC and UL 1598
- Meets FCC Part 15, Subpart B, Class A standards for conducted and radiated emissions
- EnergyStar® certified when ordered with 30L. Please refer to <https://www.energystar.gov/productfinder/product/certified-light-fixtures/results> for most current information
- RoHS compliant. Consult factory for additional details
- **CA RESIDENTS WARNING:** Cancer and Reproductive Harm – www.p65warnings.ca.gov

KR Series Ambient Adjusted Lumen Maintenance ¹						
Ambient	Initial Delivered Lumens	Initial LMF	25K hr Projected ² LMF	50K hr Projected ² LMF	75K hr Calculated ³ LMF	100K hr Calculated ³ LMF
5°C (41°F)	9L and 13L	1.05	1.04	1.03	1.03	1.02
	20L and 30L	1.03	0.99	0.94	0.90	0.86
	40L	1.03	0.96	0.90	0.83	0.77
10°C (50°F)	9L and 13L	1.04	1.03	1.03	1.02	1.02
	20L and 30L	1.02	0.97	0.93	0.89	0.85
	40L	1.03	0.95	0.88	0.82	0.76
15°C (59°F)	9L and 13L	1.03	1.02	1.02	1.01	1.01
	20L and 30L	1.01	0.96	0.91	0.88	0.84
	40L	1.02	0.94	0.87	0.81	0.75
20°C (68°F)	9L and 13L	1.02	1.01	1.00	1.00	0.99
	20L and 30L	1.01	0.95	0.90	0.87	0.83
	40L	1.01	0.93	0.86	0.80	0.74
25°C (77°F)	9L and 13L	1.00	1.00	0.99	0.99	0.99
	20L and 30L	1.00	0.94	0.89	0.86	0.82
	40L	1.00	0.92	0.85	0.79	0.74
30°C (86°F)	9L and 13L	0.99	0.99	0.98	0.98	0.98
	20L and 30L	0.97	0.93	0.88	0.85	0.81
	40L	0.98	0.91	0.84	0.78	0.73
35°C (95°F)	9L and 13L	0.98	0.97	0.97	0.97	0.97
	20L and 30L	0.96	0.92	0.87	0.84	0.80
	40L	0.96	0.90	0.83	0.77	0.72
40°C (104°F)	9L and 13L	0.97	0.96	0.96	0.96	0.95
	20L and 30L	0.95	0.90	0.86	0.83	0.79
	40L	0.95	0.88	0.82	0.76	0.71

¹ Lumen maintenance values at 25°C (77°F) are calculated per TM-21 based on LM-80 data and in-situ luminaire testing. Luminaire ambient temperature factors (LATF) have been applied to all lumen maintenance factors

² In accordance with IESNA TM-21-11, Projected Values represent interpolated value based on time durations that are within six times (6X) the IESNA LM-80-08 total test duration (in hours) for the device under testing (DUT) i.e. the packaged LED chip

³ In accordance with IESNA TM-21-11, Calculated Values represent time durations that exceed six times (6X) the IESNA LM-80-08 total test duration (in hours) for the device under testing (DUT) i.e. the packaged LED chip

Installation

- Recommended ceiling cutout 4.75" (120mm)



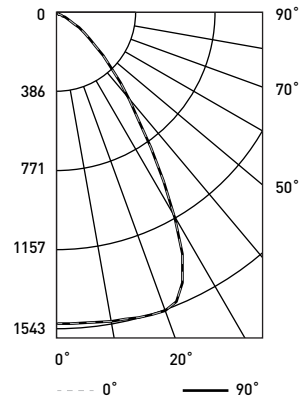
Note: 30L and 40L versions require marked spacing: 24" (600mm) x 12" (300mm) x 1/2" (12mm). 24" (600mm) luminaire to luminaire, 12" (300mm) luminaire to side wall, 1/2" (12mm) above luminaire

KR4™ LED Specification Downlight – Round 4"

Photometry

KR4-30L-27K-120V W/KR4T-SSGC-FF BASED ON UL REPORT TEST #: 157461

Luminaire photometry has been conducted in accordance with IESNA LM-79-08. IESNA LM-79-08 specifies the entire luminaire as the source resulting in a luminaire efficiency of 100%.



UL Test Report #: 157461
 KR4-30L-27K-120V
 w/KR4T-SSGC-FF
 Initial Delivered Lumens: 2,235
 Efficacy: 59.0 LPW
 S/M: 1.1

Coefficients Of Utilization – Zonal Cavity Method				
RC %:	80			
RW %:	70	50	30	10
RCR: 0	119	119	119	119
1	112	109	106	104
2	106	100	95	91
3	99	91	86	81
4	93	84	77	73
5	87	77	71	66
6	82	72	65	60
7	77	66	59	54
8	73	62	55	50
9	69	58	51	46
10	65	54	47	43

Effective Floor Cavity Reflectance: 20%

Average Luminance Table (cd/m²)			
Vertical Angle	Horizontal Angle		
	0°	45°	90°
45°	59,182	59,182	59,182
55°	30,926	30,926	30,926
65°	12,854	12,854	12,854
75°	6,046	6,046	6,046
85°	1,795	1,795	1,795

Zonal Lumen Summary			
Zone	Lumens	% Lamp	Luminaire
0-30	1,228	N/A	54.8%
0-40	1,733	N/A	77.4%
0-60	2,170	N/A	96.9%
0-90	2,239	N/A	100.0%
0-180	2,239	N/A	100.0%

Cone of Light		
Distance from Workplane	Footcandles	Beam Diameter
6' (1.8m)	42	6.9' (2.1m)
8' (2.4m)	24	9.1' (2.8m)
10' (3.0m)	15	11.5' (3.5m)
12' (3.7m)	11	13.5' (4.1m)
14' (4.3m)	8	15.8' (4.8m)

For exact photometric data, please reference our available IES and LM-79 test results at <http://lighting.cree.com/products/indoor/new-construction-downlights/kr-series>

Application Reference

Based on KR4-30L-27K-120V W/KR4T-SSGC-FF Luminaire

Open Space					
Spacing	Lumens	Wattage	LPW	w/ft²	Average FC
4 x 4	2,350	39	60	2.34	144
6 x 6				1.09	67
8 x 8				0.59	36
10 x 10				0.39	24

10' Ceiling, 80/50/20 Reflectances, 2.5 workplane. LLF: 1.0 Initial. Open Space: 50' x 40' x 10'

Corridor					
Spacing	Lumens	Wattage	LPW	w/ft²	Average FC
4' on Center	2,350	39	60	1.63	57
6' on Center				1.04	36
8' on Center				0.78	27
10' on Center				0.65	23

10' Ceiling, 80/20/50 Reflectances, Light levels on the ground. LLF: 1.0 Initial. Corridor: 6' Wide x 100' Long

Control Availability Chart

Initial Delivered Lumens	Non Dimming			Triac Dimming to 5%			0/1-10V Dimming to 10%		
	120V	277V	347V	120V	277V	347V	120V	277V	347V
9L	N/A	S - Leave control Blank when ordering	N/A	S - Leave control Blank when ordering	N/A	N/A	0 - Order w/10V	0 - Order w/10V	0 - Order w/10V
13L	N/A	S - Leave control Blank when ordering	N/A	S - Leave control Blank when ordering	N/A	N/A	0 - Order w/10V	0 - Order w/10V	0 - Order w/10V
20L	N/A	N/A	N/A	N/A	N/A	N/A	S - Order w/10V	S - Order w/10V	S - Order w/10V
30L	N/A	N/A	N/A	N/A	N/A	N/A	S - Order w/10V	S - Order w/10V	S - Order w/10V
40L	N/A	N/A	N/A	N/A	N/A	N/A	S - Order w/10V	S - Order w/10V	S - Order w/10V

S = Standard Offering
 0 = Optional Offering

© 2018 Cree, Inc. and/or one of its subsidiaries. All rights reserved. For informational purposes only. Content is subject to change. Patent www.cree.com/patents. Cree®, the Cree logo, Cree TrueWhite®, and TrueWhite® are registered trademarks, and the Cree TrueWhite Technology logo and KR4™ are trademarks of Cree, Inc. The UL logo is a registered trademark of UL LLC. ENERGY STAR® and the ENERGY STAR logo are registered trademarks of the United States Environmental Protection Agency.

US: lighting.cree.com

T (800) 236-6800 F (262) 504-5415

Canada: www.cree.com/canada

T (800) 473-1234 F (800) 890-7507

