

WMXMAX SERIES LED OUTDOOR LIGHTING

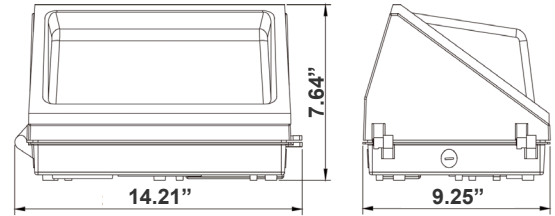
WESTGATE
THE FUTURE IS HERE...AND IT'S QUITE BRIGHT!

WMXMAX-80-120W-MCTPB
WMXMAX FULL CONTROL OF BEAM ANGLE, CCT, WATTS, PHOTOCELL
MCTP Multi Color Temperature & Multi Power/Wattage (Selectable)

Customer Name: _____

Project Name: _____

Note: _____ Type: _____



14.21"(W) x 7.64"(H) x 9.25"(D)

Ideal for general site lighting, alleys, loading docks, doorway, pathway, and parking areas.

Features

- ADC12 Aluminum Heat Sink, Outdoor Powder Coating
- Connect One End or Both Ends (Dual Function)
- Multi Color Temperature & Multi Power/Wattage (Switches are inside fixture)
- Adjustable throw (Narrow, Medium & Wide)
- Prismatic Borosilicate Glass Lens
- Photocell included

Technical Specifications

Electrical:

- Input Wattage: 80W/100W/120W
- Input Voltage: 120-277V AC 50/60Hz
- Input current: 0.6A
- Power factor: >0.9
- Efficacy: 135 LPW

Mechanical:

- ADC12 Aluminum Heat Sink, Outdoor Powder Coating
- Adjustable throw (Narrow, Medium & Wide)
- Photocell included
- Lens: Prismatic Borosilicate Glass Lens
- Same Footprint as Traditional HID Wall Packs
- Four 1/2" Hubs: 1 top, 1 on Each Side, 1 Rear
- Mounting: Wall Mounting
- Operating Temperature: -40°F ~ 133°F
- IP rating: IP65, Wet Locations

Lighting:

- Multi Color Temperature & Multi Power/Wattage (Switches are inside fixture)
- Dimming: 0-10V Dimming
- Multi Power & CCT (Switches are inside fixture)
- Total Lumens: 16200LM Max.
- Color Temperature: 3000K/4000K/5000K
- CRI: >70
- Lifespan: 70000 Hrs.

Applications:

- Ideal for general site lighting, alleys, loading docks, doorway, pathway and parking areas.
- Replace existing HID wall packs
- Great for use with photocell

Other Models:

60W | 8100LM | WMXMAX-40-60W-MCTPB • 800W | 10800LM | WMXMAX-50-80W-MCTPB

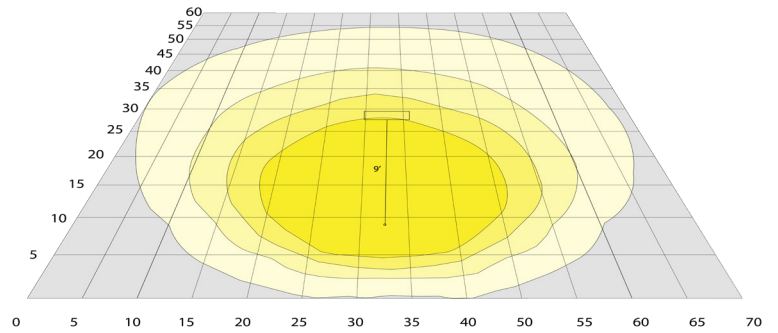
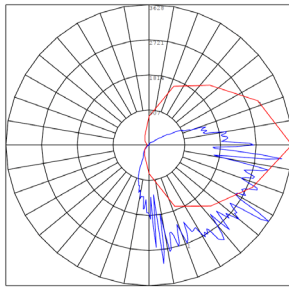
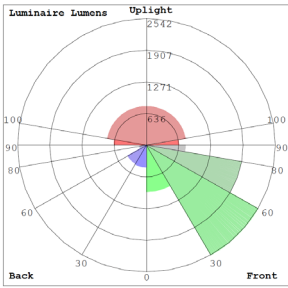


Phone: (877) 805-2252 | Fax: (877) 805-2252
www.westgatemfg.com |



WG-08272024

Photometrics: WMXMAX-80-120W-MCTPB



BUG Rating: B2-U3-G3

Area 60'x 65' Mounting Height: 9'


Other Views:



Side View



Front View



Back View

Performance Table: WMXMAX-80-120W-MCTPB

MODEL NO.	Wattage	Voltage	Lumens	Color Temp.	BUG Rating	LPW
WMXMAX-80-120W-MCTPB	80W	120-277V	10800LM	3000K	B2-U3-G3	135
	100W		13500LM	4000K		
	120W		16200LM	5000K		

Sample Ordering

Model	Min. Watt	Max. Watt	Watt/Color Temp.
WMXMAX	80	1200W	MCTPB

Factory-Installed Options:

- Blank = No Option For Accessories
- OPT-EM-W/MX-LG = INTERNAL EMERGENCY BACKUP BATTERY
- OPT-SEN-3MRLV-5 = PROGRAMMABLE MICROWAVE (BI-LEVEL FOR 80W & UP)
- OPT-PC-B = BUTTON
- OPT-TRS-T20 = TAMPER RESISTANT SCREW
- OPT-CLR-95MC(260 SET UP FEE PER PEOJECT) = COLOR PAINT
- WEC-8RC = REMOTE CONTROL


FACTORY-INSTALLED OPTIONS:



Narrow



Medium



Wide

