



LED WRAP FIXTURE

- ▶ **DESIGN** - LED WRAP FIXTURE has durable commercial grade housing resistant to rust and impact along with an anti-glare PMMA lens provide many years of use. It is designed to operate on 120-277V circuits.
- ▶ **DIMMING** - Smooth 0-10V dimming capabilities ranging from 10% to 100% with modern LED dimmers allow you to control the look and feel of your space.
- ▶ **COLOR AND POWER SELECTABLE** - You can choose either a 3,500K neutral white, 4,000K cool white or 5,000K daylight color temperature, and change the power with a simple switch.
- ▶ **APPLICATION** - Perfect commercial or industrial solution for office buildings, schools, hospitals, hallways, stairwells, workshops, and many other applications. It is also Damp Locations rated.
- ▶ **ADVANTAGES** - With calculated lifespan up to 190,000 hours, these fixtures are made to last decades under normal operation! ASD provides a 5-year limited warranty along with UL and DLC Standard certifications to guarantee top quality products and safety!

Catalog number	
Notes	
Type	



WRL



WRL2



Model	Type	Watts	Voltage	Dimmable	Lumens	CCT	Finish	Dimensions (LxWxH)	Cord
ASD-WRL-4A48AC	4 ft	32/40/48W	120-277 V	0-10 V	up to 5,583 lm	3CCT (3,500/4,000/5,000 K)	White	47-5/8" x 5-5/16" x 2-1/8"	1.5 ft
ASD-WRL2-4A45AC	4 ft	34/38/45W	120-277 V	0-10 V	up to 6,312 lm	3CCT (3,500/4,000/5,000 K)	White	46" x 9-3/4" x 3-7/16"	1.5 ft

For detailed luminous flux information please refer to Annex.

ANNEX 1

Model	Watts	3,500 K	4,000 K	5,000 K
ASD-WRL-4A48AC	32W	3,981 lm	4,149 lm	4,053 lm
	40W	4,781 lm	5,020 lm	4,869 lm
	48W	5,483 lm	5,796 lm	5,583 lm
ASD-WRL2-4A45AC	34W	4,795 lm	4,965 lm	4,840 lm
	38W	5,390 lm	5,605 lm	5,444 lm
	45W	6,257 lm	6,524 lm	5,444 lm

For most up-to-date spec sheets please refer to asd-lighting.com



LED WRAP FIXTURE

PRODUCT SPECIFICATIONS:

Construction & Materials				Electrical system			
Housing	Steel			Input voltage	120-277 V		
Lens	PMMA			Max input current	ASD-WRL-4A48AC	0.54 A	
Finish	White				ASD-WRL2-4A45AC	0.44 A	
Weight	ASD-WRL-4A48AC	4.7 lbs (2.1 kg)		Inrush current (Action time)	ASD-WRL-4A48AC	75 A (1 S)	
	ASD-WRL2-4A45AC	7 lbs (3.2 kg)			ASD-WRL2-4A45AC	60 A (1 S)	
Environmental system				Off state power	0W		
Work environment	Suitable for Damp Locations			Power consumption	ASD-WRL-4A48AC	32/40/48W	
Operating temperature	-4°F to 122°F (-20°C to 50°C)				ASD-WRL2-4A45AC	34/38/45W	
L-70 Life	ASD-WRL-4A48AC	R > 72,000 hrs; C > 135,000 hrs		Power factor	> 0.9		
	ASD-WRL2-4A45AC	R > 54,000 hrs; C > 190,000 hrs		Output voltage	ASD-WRL-4A48AC	30-42 V	
Optical system				ASD-WRL2-4A45AC	26-42 V		
Color temperature	3CCT switch (3,500/4,000/5,000 K), 5,000 K by default			Max output current	ASD-WRL-4A48AC	1.1 A/0.9 A/0.7 A	
CRI	> 80				ASD-WRL2-4A45AC	5.5 A	
Dimming compatible controls				Surge protection DM/CM	ASD-WRL-4A48AC	2.5 kV / 2.5 kV	
Brand	Eaton	Cooper	Lutron		ASD-WRL2-4A45AC	1 kV / 2 kV	
Models	DF10P	SF10P	Arrow Hart	Divva DVSTV			
Regular and voluntary certifications							
5-year limited warranty							
DesignLights Consortium (DLC) listed (Classification: Standard)							
Main: Indoor luminaires; General application: Linear ambient;							
Primary use: Direct linear ambient luminaires							
UL certified E473804							

PACKAGE CONTENTS:

Description	Q-ty
LED Wrap Fixture	1
Box	1

For most up-to-date spec sheets please refer to asd-lighting.com

ASD® LED WRAP FIXTURE

INSTALLATION GUIDE

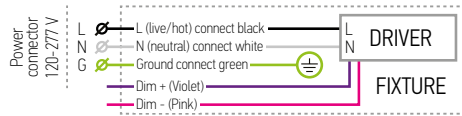
IMPORTANT SAFETY INFORMATION:

Please read all the instructions below before installation.

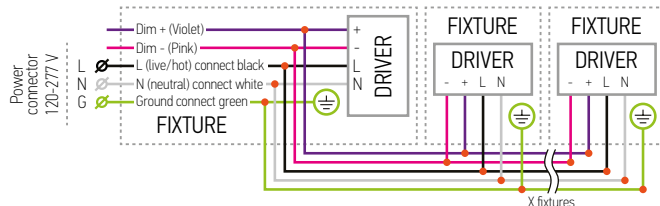
- ▶ Make sure that the supply voltage corresponds to the rated product voltage.
- ▶ The product must be installed by a qualified electrician in accordance with the National Electrical Code and corresponding local codes.
- ▶ If the product is damaged, do not use it.

ELECTRICAL SCHEMATIC DIAGRAM:

WRL



WRL multiple fixture connection



MAXIMUM NUMBER OF LINKABLE ITEMS:

Model	Watts	Voltage	Multiple
ASD-WRL-4A48AC	32W	120 V	17 pcs
		277 V	37 pcs
	40W	120 V	14 pcs
		277 V	33 pcs
48W	120 V	11 pcs	
	277 V	28 pcs	
ASD-WRL2-4A45AC	34W	120 V	16 pcs
		277 V	39 pcs
	38W	120 V	14 pcs
		277 V	31 pcs
	45W	120 V	12 pcs
		277 V	26 pcs

⚠ WARNING

RISK OF PERSONAL INJURY – READ and follow all WARNINGS and installation instructions. Keep or give to the owner for future reference.

Risk of cuts: Wear gloves to prevent cuts or abrasions when removing from carton, handling, installing, and maintaining this product.

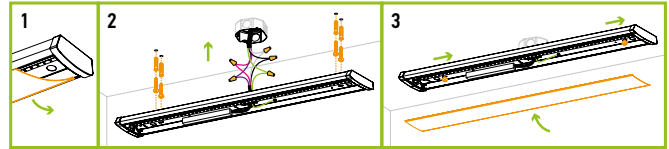
Risk of electric shock: This product must be installed in accordance with the applicable installation code by a person familiar with the construction and operation of the product and the hazards involved.

Risk of Fire: Minimum 194°F supply conductors. Consult a qualified electrician to ensure correct branch circuit conductor.

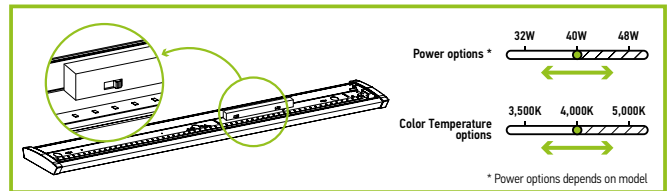
ASD® assumes no responsibility for claims arising out of improper or careless installation or handling of this product.

SURFACE MOUNT INSTALLATION:

1. Secure the baffle onto the back of the fixture with screws.
2. Open the fixture by pressing the area between the narrow rectangular hole and snap-lock. Connect the wires: Black to Black, White to White, Green to Green
3. Secure the luminaire to the ceiling with the plastic anchors and screws (not included). Assemble lighting fixture.



POWER AND COLOR TEMPERATURE SETTINGS:



ORDERING INFORMATION

Model	UPC	Pcs. per carton	Carton size	Carton weight	GTIN 14
ASD-WRL-4A48AC	810128114523	4	49.1" x 10.6" x 6.3"	20.9 lbs	10810128114520
ASD-WRL2-4A45AC	810128115476	1	48.1" x 10.9" x 4"	11 lbs	-

For most up-to-date spec sheets please refer to asd-lighting.com