

Project Name:	Type:
Part Number:	Date:

SINGLE ENDED BYPASS T5

FEATURES

- Built-in universal voltage driver (120-277V) - Bypass installation
- Opaque plastic lens reduces glare
- 270° wide light emitting area
- Symmetrical driver design reduces end to end dark area
- Suitable for use in enclosed fixture and damp location
- All plastic design eliminates breakage
- Meets NSF requirements
- UL 1598C classified
- Fixture operating temperature: -4°F to 113°F (-20°C to 45°C)
Lamp ambient temperature: -4°F to 131°F (-20°C to 55°C)
- Rated lifetime (L70) up to: 60,000hrs
- 5 year limited warranty* / 10 year available
(see EXTENDED WARRANTIES table for information)
- Suitable for all indoor general lighting application



071824



SPECIFICATIONS

Product	Model	Nominal Length	Equiv.	Input Voltage	Life (hrs)	Wattage	Lumens	CCT	Efficacy (LPW)	CRI	Power Factor	THD	Beam Angle	DLC
98296	11.5T5HO/2F/830/BYP	2'	24W	120-277V	60,000	11.5	1350	3000K	117	82	0.9	<20%	120°	N.A.
98297	11.5T5HO/2F/835/BYP	2'	24W	120-277V	60,000	11.5	1400	3500K	122	82	0.9	<20%	120°	N.A.
98287	9.5T5HE/2F/830/BYP	2'	14W	120-277V	60,000	9.5	1100	3000K	116	82	0.9	<20%	120°	N.A.

* Please visit www.greencreative.com for Limited Warranty terms.

DIMENSION & WEIGHT



Model	9.5T5HE/2F/xxx/BYP 11.5T5HO/2F/xxx/BYP
Base	G5
MOL	22"
Dia.	11/16"
Weight	0.19lb

Where xxx means 824-965 which indicates CRI and color temperature



SINGLE ENDED BYPASS T5

INSTALLATION

Diagram A – Non-Shunted

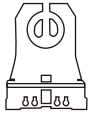
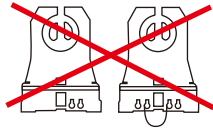

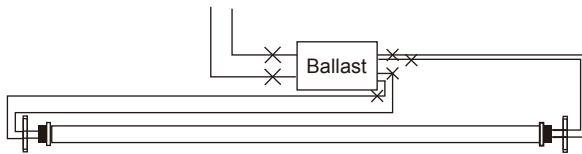
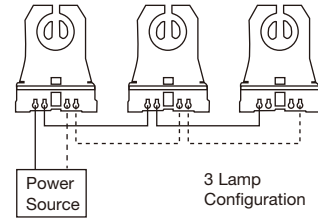


Diagram B – Shunted



This lamp is compatible with non-shunted lamp holder ONLY.



Step 1. Cut all wires connected to the existing ballast, remove the ballast

Step 2. If shunted lamp holders are used in the existing fixture, replace them with non-shunted holders first. Wire the holders and lamps according to the above diagram.

ACCESSORY ORDERING INFORMATION

Product	Model	Description	Pictures	Dimensions
98003	23EMDRIVER	California Title 20 Compliant 23W Emergency LED Driver (Field Installation)		

EXTENDED WARRANTIES**

Model	Description***
9.5T52F/BYP/10YEARWARRANTY	10 Year warranty for 9.5T5/2F/8xx/BYP/yy
11.5T5/2F/BYP/10YEARWARRANTY	10 Year warranty for 11.5T5/2F/8xx/BYP/yy

** Warranty based on a maximum of 4,368 annual operating hours (per year for ten years) and exposure to a maximum fixture operating temperature of 80°F / 27°C.

*** xx – Refers to the CCT yy – Refers to model generations within the same nominal performance. Typically blank, 'R', or 'RC'

ORDERING INFORMATION

Model	Master Carton			Shipping Carton		
	Case Qty	Case Dimensions (LxWxH)	Case Weight	Case Qty	Case Dimensions (LxWxH)	Case Weight
9.5T5HE/2F/xxx/BYP	6PCS	23" x 2-3/4" x 1-15/16"	1.5lb	24PCS	25-3/16" x 6-5/16" x 4-3/4"	6.6lb
11.5T5HO/2F/xxx/BYP	6PCS	23" x 2-3/4" x 1-15/16"	1.5lb	24PCS	25-3/16" x 6-5/16" x 4-3/4"	6.6lb

Where xxx means 824-965 which indicates CRI and color temperature

Note: All rights reserved. All sizes and specifications are subject to change at any time without notice.