

SWITCHEX® 12V and 24V Driver and Dimmer Switch

LED driver and dimmer switch combined in a single gang box. Simplify your installation and save labor costs. Dims to 5%.

Date _____

Project Notes _____



24
VDC

12
VDC

FEATURES

- Simplifies your LED installation
- Eliminates compatibility issues between drivers and switches
- Superior LED dimming performance (100% – 5%)
- Preset dimmer with on/off switch
- Eliminates the need to conceal a remote LED driver

ORDERING CODES

Driver Only

	Voltage	Model	Maximum Load
DI			
	12V (12V Volt)	SE	40W (40 watt)
	24V (24V Volt)		60W (60 watt)
			100W (100 watt)



SWITCHEX® - SPECIFICATION TABLE

Models	12V-SE-40W	12V-SE-60W	24V-SE-60W	24V-SE-100W
Input Voltage / Frequency	120VAC 50/60HzAC	120VAC 50/60HzAC	120VAC 50/60HzAC	120VAC 50/60HzAC
Maximum Load	40W	60W	60W	100W
Output Voltage	12VDC	12VDC	24VDC	24VDC
Efficiency	≥91% / PF>0.9	≥91% / PF>0.9	≥91% / PF>0.9	≥91% / PF>0.9
Class 2	Yes	Yes	Yes	Yes
Ambient Temperature	32 - +104°F (0 - +40°C)	32 - +104°F (0 - +40°C)	32 - +104°F (0 - +40°C)	32 - +104°F (0 - +40°C)
Minimum Load	No Minimum Load	No Minimum Load	No Minimum Load	No Minimum Load
Dimmable	Yes	Yes	Yes	Yes
Input Connection Type	Wire	Wire	Wire	Wire
Output Connection Type	Wire	Wire	Wire	Wire
Internal Protection	Short circuit, thermal runaway, and over voltage.	Short circuit, thermal runaway, and over voltage.	Short circuit, thermal runaway, and over voltage.	Short circuit, thermal runaway, and over voltage.
Environment	Indoor / Damp Location	Indoor / Damp Location	Indoor / Damp Location	Indoor / Damp Location
Working Humidity	8 ~ 90% relative humidity, non-condensing	8 ~ 90% relative humidity, non-condensing	8 ~ 90% relative humidity, non-condensing	8 ~ 90% relative humidity, non-condensing
Dimensions	2.1 × 4.1 × 1.4 in. (L x W x H)	2.1 × 4.1 × 1.4 in. (L x W x H)	2.1 × 4.1 × 1.4 in. (L x W x H)	2.1 × 4.1 × 1.4 in. (L x W x H)
Certification	cULus Listed (US & Canada) Low Voltage Lighting System #E469769.	cULus Listed (US & Canada) Low Voltage Lighting System #E469769.	cULus Listed (US & Canada) Low Voltage Lighting System #E469769.	cULus Listed (US & Canada) Low Voltage Lighting System #E469769.
Warranty	5 Year	5 Year	5 Year	5 Year

**SWITCHEX® 12V and 24V
Driver and Dimmer Switch**

LED driver and dimmer switch combined in a single gang box.
Simplify your installation and save labor costs. Dims to 5%.

Date _____

Project Notes _____



24
VDC

12
VDC

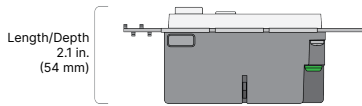
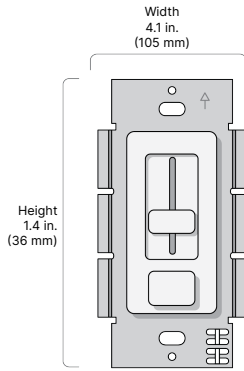
MECHANICAL DIAGRAMS

12V-SE-40W

12V-SE-60W

24V-SE-100W

24V-SE-60W



RECOMMENDED TAPE LIGHTS


- ALPHATECH® X
- BLAZE™
- BLAZE™ Wet Location
- BLAZE™ Mini
- BLAZE™ X
- BLAZE™ X Wet Location
- GRAZE X™
- LINAIRE® FLEX 3D BEND
- LINAIRE® FLEX MICRO SIDE BEND
- LINAIRE® FLEX MINI 3D
- LINAIRE® FLEX SIDE BEND
- LINAIRE® FLEX TOP BEND
- LINAIRE® FLEX TUBE 360
- OBD™ FLEX OPTICS
- SQUIGGLY™
- STREAMLITE™
- VALENT®
- VALENT® Wet Location
- VALENT® X
- VALENT® X Wet Location

**Not compatible with Amber, Red, & Green led lights.*

ACCESSORIES - Sold Separately

DI-SE-FP-BL

SWITCHEX Trimplate and Faceplate - Black



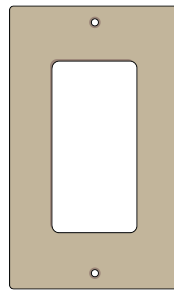
DI-SE-TP-BR

SWITCHEX Trimplate - Brown



DI-SE-TP-LA

SWITCHEX Trimplate - Light Almond



SWITCHEX® 12V and 24V Driver and Dimmer Switch

LED driver and dimmer switch combined in a single gang box. Simplify your installation and save labor costs. Dims to 5%.

Date _____

Project Notes _____



24
VDC

12
VDC

CERTIFICATIONS

Safety

- cULus Listed (US & Canada) Low Voltage Lighting System #E469769.
- FCC Approved. Complies with the limits for a Class B digital device, pursuant to Part 15 of the FCC Rules.
- Conforms to NEC Code 725.136: Class 1 and Class 2 circuit in same enclosure must be separated by a barrier (partition) unless Class 2 circuit conductors are installed in accordance with 725.41 Class 1 Circuits.

Safety / Warnings / Disclosures

1. Install in accordance with national and local electrical code regulations.
2. This product is intended to be installed and serviced by a qualified, licensed electrician.
3. Only use copper wiring. Use wires rated for at least 176°F (80°C) and certified for use with external connection of electrical equipment.

Ensure applicable wire is installed between driver, fixture, and any controls in-between. When choosing wire, factor in voltage drop, amperage rating, and type (in-wall rated, wet location rated, etc.). Inadequate wire installation could overheat wires, and cause fire.
4. Do not install in environment where excessive heat may exist (ex. close proximity to fireplace, etc.) See Ambient Temperature ratings.
5. Do not modify product beyond instructions or warranty will be void.
6. Actual color may vary from what is pictured on this sheet and other print materials due to the limitations of photographic processes.
7. We reserve the right to modify and improve the design of our fixtures without prior notice. We cannot guarantee to match existing installed fixtures for subsequent orders or replacements in regards to product appearance, CCT, or lumen output.
- 8.

WARRANTY

Limited Warranty

- 5 Year limited warranty

This warranty does not include the additional accessories referenced in this specification sheet. Complete warranty details for fixtures and additional accessories are available at www.diodeled.com/limited-warranty/ within the Policies section. For warranty related questions please contact product support.

Consumer's Acknowledgment

Elemental LED, Inc. stands behind its products when they are used properly and according to our specifications. By purchasing our products, the purchaser agrees and acknowledges that lighting design, configuration and installation is a complex process, wherein seemingly minor factors or changes in layout and in-field adjustments can have a significant impact on an entire system. Choosing the correct components is essential. Elemental LED is able to work with the original purchaser to make an appropriate product selection to the extent of the limited information that the customer can provide, but it is virtually impossible for Elemental LED to design a system that foresees every unknown factor. For this reason, this Warranty does not cover problems caused by improper design, configuration or installation issues. Any statement from a Elemental LED employee or agent regarding a customer's bill of goods and/or purchase order is NOT an acknowledgment that the products purchased are designed and configured correctly. The purchase agrees and acknowledges that it is the customer's responsibility to adhere strictly to all information contained in the Product Specification Sheets.

There is often more than one way to design, configure and layout an LED lighting application properly to achieve the same lighting effect. Elemental LED strongly recommends that licensed professionals be used in the design and installation of lighting systems that include Elemental LED products. The specifications include important information that a designer and installer should carefully review and strictly follow. Qualified designers and certified and/or licensed installers, with access to the final installation environment, customer goals, and Elemental LED product specifications can make the requisite decisions appropriate for a successful finished lighting application.

- Lumen value measured in accordance to IES LM-80-08. LED chips have a luminous flux range with a tolerance of +/- 5%.
- Each maximum run requires a dedicated power feed from the driver. Do not extend beyond the recommended maximum run length. Max run may exceed Class 2 limit. Actual wattage may differ from calculated wattage due to voltage drop across run.
- Do not install product in an environment outside the listed ambient temperature. Exceeding the maximum ambient temperature may damage LED chips, reduce the total lamp life, lumen output, and/or adversely impact color consistency.
- Actual efficacy value is dependent to specified LED driver (power supply). An estimated efficacy value can be calculated as follows: Lumen value divided by average power consumption per foot.
- Operating temperature is measured according to the minimum and maximum ambient temperature environment.