

Project:	Type:	Prepared By:	Date:
-----------------	--------------	---------------------	--------------



Features and Benefits

- Replacement for conventional fluorescent T8 and T12 linear tubes
- Dedicated External driver
- Can be installed using single ended or double ended wiring method
- Works with non-shunted sockets AND shunted sockets
- 50,000 hour Lifespan
- Rated for use in enclosed and open fixtures in dry or damp locations
- Diffused frosted lens will maintain the same light quality over time
- Instant on full brightness
- Compatible with 0-10V dimming systems
- Low Flicker less than 1%
- Driver and Tubes come packaged as Kits

Technical Specifications		
Performance	Nominal Length:	Operating Temperature:
Product Type: Linear	4 ft x 2 LAMPS	-20°C to 45°C (-4°F to 113°F)
Input Wattage: 13W	Finish: Frosted	Input Voltage: 120-277V AC
Wattage Equivalency: 32W Fluorescent	Base Type: G13	Optical
Lumens (Nominal): 1,800lm	For Use Outdoors in Open Fixtures: No	Beam Angle: 240°
Efficacy: 127lm/W	LED Characteristics	Installation
L70 Lifespan: 50,000 Hours	Color Temperature: 4000K Cool White	Installation Type: Type C, External Driver
Construction	Color Accuracy (CRI): 80 CRI	Compliance
Material: Glass	Electrical	NSF Listed: Meets NSF/ANSI standards for use in Food Zone (non-contact), Splash, and Non-Food Zones. Tube guard required in open fixtures.
Bulb Shape: T8	THD: <20%	California Energy Commission (CEC) Status: Lawful for Sales in California
	Power Factor: 0.9	Application: Suitable for damp locations and totally enclosed fixtures.

Technical Specifications (continued)

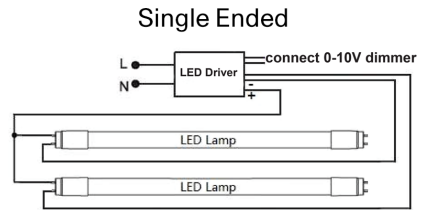
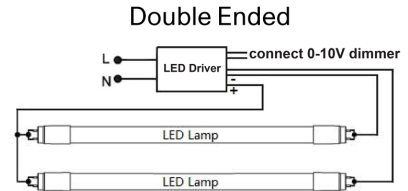
Model Number for Certification:

T8-26-48G-840-EXT-2L-DIM

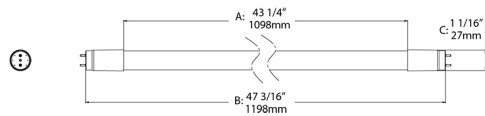
Case and Pallet Dimensions

	QTY	LENGTH (in)	WIDTH (in)	HEIGHT (in)
CASE	6	48.9	11	6
PALLET	126	49.2	39.4	47

Wiring Diagram



Dimension



Light Distribution

