

SYLVANIA Luminaires

UltraLED™ Area Light

Application

The UltraLED Area Light luminaires are the perfect alternative to traditional lighting technologies offering a variety of solutions to illuminate parking lots, parking garage roofs and general area lighting.

Benefits and Features

- Integrated photocontrol receptacle compatible with up to 7 pin photosensors. Shorting Cap is included.
- Slim design with multiple mounting and distribution options
- Robust fixture with IP66 and 3G Vibration rating
- Up to 137 LPW
- 4000K and 5000K color temperature
- CRI 80+
- Offered in 70, 110, 145, 220 and 290 watts
- Type III, IV, V distribution
- Energy savings up to 74%
- UV stabilized polycarbonate lens

Electrical

- 120-277 V_{AC} or 347-480 V_{AC} options
- Power factor ≥90%
- THD ≤20%
- 0-10V dimmable
- Constant current LED driver with 4kV surge suppression

Rated Life

- ≥140,000 hours (L₇₀)

Warranty

- Standard 5-year luminaire warranty (LEDLUM001)
- Limited 10-year luminaire warranty (LEDLUM003)
- NLB Trusted Warranty Program

Ambient Operating Range

- -40°F to +104°F (-40°C to +40°C)

Certifications and Listings

- cULus listed to UL1598 standards for wet locations and IP66 rated
- Driver meets UL1310 and UL48 Class I

Item #
Type
Project
Notes
Date



Wattage Comparison

Traditional Source	Traditional System Wattage	LED System Wattage	Energy Savings
100W HPS	120	70	42%
100W MH	130	70	46%
150W HPS	170	70	59%
150W MH	188	70	63%
175W MH	210	70	67%
175W MH	210	110	48%
250W HPS	295	110	63%
250W MH	290	110	62%
250W HPS	295	145	51%
250W MH	290	145	50%
320W MH	370	145	61%
400W HPS	460	145	68%
400W MH	450	145	68%
750W MH	820	220	73%
750W HPS	840	220	74%
1000W MH	1080	290	73%
1000W HPS	1100	290	74%

Installation

- Fixture mounting options include: square pole, round pole, wall mount, trunnion mounting, or slip fitter mount for 2-1/8" to 2-3/8" tenon. Flood light mounting up to 45° angle. Do not mount lens facing upwards. Mounting accessories sold separately.



Ordering Guide


AREAFLD	1A	/	XXX	UNV	D	8	XX	/	XX	/	XX	/	X
Product Name	Generation		Wattage	Voltage	Dimming	CRI	Color Temp (CCT)		Distribution		Color/Finish		Options
AREAFLD	1A		070 = 70W 110 = 110W 145 = 145W 220 = 220W 290 = 290W	UNV = 120-277V HUV = 347-480V	D = 0-10V	8 = >80	40 = 4000K 50 = 5000K		T3 = Type III T4 = Type IV T5 = Type V		BZ = Bronze WH = White		Blank = No Options D = Motion/ Daylight Sensor

Ordering Information

Item Number	Ordering Abbreviation	Wattage (W)	Input Voltage	Dimming	CRI	Color Temp (CCT)	Distribution	Total Fixture Lumens	LPW*	Options	BUG Rating	MTO**
70956	AREAFLD1A/070UNVD840/T3/BZ	70	120-277	0-10V	>80	4000K	Type III	8,100	116	-	B2-U2-G2	-
71078	AREAFLD1A/070UNVD840/T4/BZ	70	120-277	0-10V	>80	4000K	Type IV	8,200	117	-	B2-U2-G2	MTO
71079	AREAFLD1A/070UNVD840/T5/BZ	70	120-277	0-10V	>80	4000K	Type V	8,500	121	-	B2-U2-G1	MTO
71153	AREAFLD1A/070UNVD850/T3/BZ	70	120-277	0-10V	>80	5000K	Type III	8,600	123	-	B2-U2-G2	-
71170	AREAFLD1A/070UNVD850/T4/BZ	70	120-277	0-10V	>80	5000K	Type IV	8,700	125	-	B2-U2-G2	MTO
71171	AREAFLD1A/070UNVD850/T5/BZ	70	120-277	0-10V	>80	5000K	Type V	9,000	130	-	B2-U2-G1	MTO
60632	AREAFLD1A/070UNVD840/T3/WH	70	120-277	0-10V	>80	4000K	Type III	8,100	116	-	B2-U2-G2	MTO
60633	AREAFLD1A/070UNVD840/T4/WH	70	120-277	0-10V	>80	4000K	Type IV	8,200	117	-	B2-U2-G2	-
60634	AREAFLD1A/070UNVD840/T5/WH	70	120-277	0-10V	>80	4000K	Type V	8,500	121	-	B2-U2-G1	MTO
60635	AREAFLD1A/070UNVD850/T3/WH	70	120-277	0-10V	>80	5000K	Type III	8,600	123	-	B2-U2-G2	MTO
60636	AREAFLD1A/070UNVD850/T4/WH	70	120-277	0-10V	>80	5000K	Type IV	8,700	125	-	B2-U2-G2	-
60637	AREAFLD1A/070UNVD850/T5/WH	70	120-277	0-10V	>80	5000K	Type V	9,000	130	-	B2-U2-G1	MTO
60386	AREAFLD1A/070HUV840/T3/BZ	70	347-480	0-10V	>80	4000K	Type III	8,100	116	-	B2-U2-G2	MTO
60387	AREAFLD1A/070HUV840/T4/BZ	70	347-480	0-10V	>80	4000K	Type IV	8,200	117	-	B2-U2-G2	MTO
60388	AREAFLD1A/070HUV840/T5/BZ	70	347-480	0-10V	>80	4000K	Type V	8,500	121	-	B2-U2-G1	-
60389	AREAFLD1A/070HUV850/T3/BZ	70	347-480	0-10V	>80	5000K	Type III	8,600	123	-	B2-U2-G2	MTO
60390	AREAFLD1A/070HUV850/T4/BZ	70	347-480	0-10V	>80	5000K	Type IV	8,700	125	-	B2-U2-G2	MTO
60391	AREAFLD1A/070HUV850/T5/BZ	70	347-480	0-10V	>80	5000K	Type V	9,000	130	-	B2-U2-G1	-
60037	AREAFLD1A/110UNVD840/T3/BZ	110	120-277	0-10V	>80	4000K	Type III	12,600	117	-	B3-U2-G2	-
60038	AREAFLD1A/110UNVD840/T4/BZ	110	120-277	0-10V	>80	4000K	Type IV	12,700	117	-	B3-U2-G2	MTO
60039	AREAFLD1A/110UNVD840/T5/BZ	110	120-277	0-10V	>80	4000K	Type V	13,300	123	-	B3-U2-G1	MTO
60040	AREAFLD1A/110UNVD850/T3/BZ	110	120-277	0-10V	>80	5000K	Type III	13,300	124	-	B3-U2-G3	-
60041	AREAFLD1A/110UNVD850/T4/BZ	110	120-277	0-10V	>80	5000K	Type IV	13,300	125	-	B3-U2-G2	MTO
60042	AREAFLD1A/110UNVD850/T5/BZ	110	120-277	0-10V	>80	5000K	Type V	13,300	124	-	B3-U2-G2	MTO
60638	AREAFLD1A/110UNVD840/T3/WH	110	120-277	0-10V	>80	4000K	Type III	12,600	117	-	B3-U2-G2	MTO
60639	AREAFLD1A/110UNVD840/T4/WH	110	120-277	0-10V	>80	4000K	Type IV	12,700	117	-	B3-U2-G2	-
60640	AREAFLD1A/110UNVD840/T5/WH	110	120-277	0-10V	>80	4000K	Type V	13,300	123	-	B3-U2-G1	MTO
60641	AREAFLD1A/110UNVD850/T3/WH	110	120-277	0-10V	>80	5000K	Type III	13,300	124	-	B3-U2-G2	MTO
60642	AREAFLD1A/110UNVD850/T4/WH	110	120-277	0-10V	>80	5000K	Type IV	13,300	125	-	B3-U2-G2	-
60643	AREAFLD1A/110UNVD850/T5/WH	110	120-277	0-10V	>80	5000K	Type V	13,300	124	-	B3-U2-G1	MTO
60392	AREAFLD1A/110HUV840/T3/BZ	110	347-480	0-10V	>80	4000K	Type III	12,600	117	-	B3-U2-G2	MTO
60393	AREAFLD1A/110HUV840/T4/BZ	110	347-480	0-10V	>80	4000K	Type IV	12,700	117	-	B3-U2-G1	MTO
60394	AREAFLD1A/110HUV840/T5/BZ	110	347-480	0-10V	>80	4000K	Type V	13,300	123	-	B3-U2-G3	-
60395	AREAFLD1A/110HUV850/T3/BZ	110	347-480	0-10V	>80	5000K	Type III	13,300	124	-	B3-U2-G3	MTO
60396	AREAFLD1A/110HUV850/T4/BZ	110	347-480	0-10V	>80	5000K	Type IV	13,300	125	-	B3-U2-G2	MTO
60397	AREAFLD1A/110HUV850/T5/BZ	110	347-480	0-10V	>80	5000K	Type V	13,300	124	-	B3-U2-G2	-
60031	AREAFLD1A/145UNVD840/T3/BZ	145	120-277	0-10V	>80	4000K	Type III	17,000	116	-	B3-U2-G3	-
60032	AREAFLD1A/145UNVD840/T4/BZ	145	120-277	0-10V	>80	4000K	Type IV	17,100	117	-	B3-U2-G3	MTO
60033	AREAFLD1A/145UNVD840/T5/BZ	145	120-277	0-10V	>80	4000K	Type V	17,900	122	-	B4-U2-G2	MTO
60034	AREAFLD1A/145UNVD850/T3/BZ	145	120-277	0-10V	>80	5000K	Type III	17,000	117	-	B3-U2-G3	-
60035	AREAFLD1A/145UNVD850/T4/BZ	145	120-277	0-10V	>80	5000K	Type IV	17,000	117	-	B3-U2-G3	MTO
60036	AREAFLD1A/145UNVD850/T5/BZ	145	120-277	0-10V	>80	5000K	Type V	17,900	123	-	B4-U2-G2	MTO
60644	AREAFLD1A/145UNVD840/T3/WH	145	120-277	0-10V	>80	4000K	Type III	17,000	116	-	B3-U2-G3	MTO
60645	AREAFLD1A/145UNVD840/T4/WH	145	120-277	0-10V	>80	4000K	Type IV	17,100	117	-	B3-U2-G3	-
60646	AREAFLD1A/145UNVD840/T5/WH	145	120-277	0-10V	>80	4000K	Type V	17,900	122	-	B4-U2-G2	MTO
60647	AREAFLD1A/145UNVD850/T3/WH	145	120-277	0-10V	>80	5000K	Type III	17,000	117	-	B3-U2-G3	MTO
60648	AREAFLD1A/145UNVD850/T4/WH	145	120-277	0-10V	>80	5000K	Type IV	17,000	117	-	B3-U2-G3	-
60649	AREAFLD1A/145UNVD850/T5/WH	145	120-277	0-10V	>80	5000K	Type V	17,900	123	-	B4-U2-G2	MTO
60380	AREAFLD1A/145HUV840/T3/BZ	145	347-480	0-10V	>80	4000K	Type III	17,000	116	-	B3-U2-G3	MTO
60381	AREAFLD1A/145HUV840/T4/BZ	145	347-480	0-10V	>80	4000K	Type IV	17,100	117	-	B3-U2-G3	MTO
60382	AREAFLD1A/145HUV840/T5/BZ	145	347-480	0-10V	>80	4000K	Type V	17,900	122	-	B4-U2-G2	-
60383	AREAFLD1A/145HUV850/T3/BZ	145	347-480	0-10V	>80	5000K	Type III	17,000	117	-	B3-U2-G3	MTO
60384	AREAFLD1A/145HUV850/T4/BZ	145	347-480	0-10V	>80	5000K	Type IV	17,000	117	-	B3-U2-G3	MTO
60385	AREAFLD1A/145HUV850/T5/BZ	145	347-480	0-10V	>80	5000K	Type V	17,900	123	-	B4-U2-G2	-
60226	AREAFLD1A/220UNVD840/T3/BZ	220	120-277	0-10V	>80	4000K	Type III	27,900	128	-	B4-U3-G3	MTO
60227	AREAFLD1A/220UNVD840/T4/BZ	220	120-277	0-10V	>80	4000K	Type IV	28,500	130	-	B4-U3-G3	MTO
60228	AREAFLD1A/220UNVD840/T5/BZ	220	120-277	0-10V	>80	4000K	Type V	29,000	130	-	B4-U3-G2	-
60229	AREAFLD1A/220UNVD850/T3/BZ	220	120-277	0-10V	>80	5000K	Type III	27,900	128	-	B4-U3-G3	MTO
60230	AREAFLD1A/220UNVD850/T4/BZ	220	120-277	0-10V	>80	5000K	Type IV	28,500	130	-	B4-U3-G3	MTO
60231	AREAFLD1A/220UNVD850/T5/BZ	220	120-277	0-10V	>80	5000K	Type V	29,000	130	-	B4-U3-G2	-

*LPW per LM79 report
**Made to Order

Ordering Information (continued)

Item Number	Ordering Abbreviation	Wattage (W)	Input Voltage	Dimming	CRI	Color Temp (CCT)	Distribution	Total Fixture Lumens	LPW*	Options	BUG Rating	 MTO**
61465	AREAFLD1A/290UNVD840/T3/BZ	290	120-277	0-10V	>80	4000K	Type III	39,600	137	–	B4-U3-G3	–
61466	AREAFLD1A/290UNVD840/T4/BZ	290	120-277	0-10V	>80	4000K	Type IV	39,600	137	–	B4-U3-G3	–
61467	AREAFLD1A/290UNVD840/T5/BZ	290	120-277	0-10V	>80	4000K	Type V	39,600	137	–	B4-U3-G2	MTO
61468	AREAFLD1A/290UNVD850/T3/BZ	290	120-277	0-10V	>80	5000K	Type III	39,600	137	–	B4-U3-G3	MTO
61469	AREAFLD1A/290UNVD850/T4/BZ	290	120-277	0-10V	>80	5000K	Type IV	39,600	137	–	B4-U3-G3	–
61470	AREAFLD1A/290UNVD850/T5/BZ	290	120-277	0-10V	>80	5000K	Type V	39,600	137	–	B4-U3-G2	MTO
60232	AREAFLD1A/220HUV840/T3/BZ	220	347-480	0-10V	>80	4000K	Type III	27,900	128	–	B4-U3-G3	MTO
60233	AREAFLD1A/220HUV840/T4/BZ	220	347-480	0-10V	>80	4000K	Type IV	28,500	130	–	B4-U3-G3	MTO
60234	AREAFLD1A/220HUV840/T5/BZ	220	347-480	0-10V	>80	4000K	Type V	29,000	130	–	B4-U3-G2	–
60235	AREAFLD1A/220HUV850/T3/BZ	220	347-480	0-10V	>80	5000K	Type III	27,900	128	–	B4-U3-G3	MTO
60236	AREAFLD1A/220HUV850/T4/BZ	220	347-480	0-10V	>80	5000K	Type IV	28,500	130	–	B4-U3-G3	MTO
60237	AREAFLD1A/220HUV850/T5/BZ	220	347-480	0-10V	>80	5000K	Type V	29,000	130	–	B4-U3-G2	–
60083	AREAFLD1A/070UNVD840/T3/BZ/D	70	120-277	0-10V	>80	4000K	Type III	8,100	116	Sensor	B2-U2-G2	MTO
60084	AREAFLD1A/070UNVD840/T4/BZ/D	70	120-277	0-10V	>80	4000K	Type IV	8,200	117	Sensor	B2-U2-G2	MTO
60085	AREAFLD1A/070UNVD840/T5/BZ/D	70	120-277	0-10V	>80	4000K	Type V	8,500	121	Sensor	B2-U2-G2	MTO
60086	AREAFLD1A/070UNVD850/T3/BZ/D	70	120-277	0-10V	>80	5000K	Type III	8,600	123	Sensor	B2-U2-G2	MTO
60087	AREAFLD1A/070UNVD850/T4/BZ/D	70	120-277	0-10V	>80	5000K	Type IV	8,700	125	Sensor	B2-U2-G1	MTO
60088	AREAFLD1A/070UNVD850/T5/BZ/D	70	120-277	0-10V	>80	5000K	Type V	9,000	130	Sensor	B3-U2-G1	MTO
60089	AREAFLD1A/110UNVD840/T3/BZ/D	110	120-277	0-10V	>80	4000K	Type III	12,600	117	Sensor	B3-U2-G2	MTO
60090	AREAFLD1A/110UNVD840/T4/BZ/D	110	120-277	0-10V	>80	4000K	Type IV	12,700	117	Sensor	B3-U2-G2	MTO
60091	AREAFLD1A/110UNVD840/T5/BZ/D	110	120-277	0-10V	>80	4000K	Type V	13,300	123	Sensor	B3-U2-G1	MTO
60092	AREAFLD1A/110UNVD850/T3/BZ/D	110	120-277	0-10V	>80	5000K	Type III	13,300	124	Sensor	B3-U2-G3	MTO
60093	AREAFLD1A/110UNVD850/T4/BZ/D	110	120-277	0-10V	>80	5000K	Type IV	13,300	125	Sensor	B3-U2-G2	MTO
60094	AREAFLD1A/110UNVD850/T5/BZ/D	110	120-277	0-10V	>80	5000K	Type V	13,300	124	Sensor	B3-U2-G3	MTO
60095	AREAFLD1A/145UNVD840/T3/BZ/D	145	120-277	0-10V	>80	4000K	Type III	17,000	116	Sensor	B3-U2-G3	MTO
60096	AREAFLD1A/145UNVD840/T4/BZ/D	145	120-277	0-10V	>80	4000K	Type IV	17,100	117	Sensor	B4-U2-G2	MTO
60097	AREAFLD1A/145UNVD840/T5/BZ/D	145	120-277	0-10V	>80	4000K	Type V	17,900	122	Sensor	B3-U2-G3	MTO
60098	AREAFLD1A/145UNVD850/T3/BZ/D	145	120-277	0-10V	>80	5000K	Type III	17,000	117	Sensor	B3-U2-G3	MTO
60099	AREAFLD1A/145UNVD850/T4/BZ/D	145	120-277	0-10V	>80	5000K	Type IV	17,000	117	Sensor	B3-U2-G3	MTO
60100	AREAFLD1A/145UNVD850/T5/BZ/D	145	120-277	0-10V	>80	5000K	Type V	17,900	123	Sensor	B3-U2-G3	MTO
61337	AREAFLD1A/070HUV840/T3/WH	70	347-480	0-10V	>80	4000K	Type III	8100	116	–	B2-U2-G2	MTO
61338	AREAFLD1A/070HUV840/T4/WH	70	347-480	0-10V	>80	4000K	Type IV	8200	117	–	B2-U2-G2	MTO
61339	AREAFLD1A/070HUV840/T5/WH	70	347-480	0-10V	>80	4000K	Type V	8500	121	–	B2-U2-G1	–
61340	AREAFLD1A/070HUV850/T3/WH	70	347-480	0-10V	>80	5000K	Type III	8600	123	–	B2-U2-G2	MTO
61341	AREAFLD1A/070HUV850/T4/WH	70	347-480	0-10V	>80	5000K	Type IV	8700	125	–	B2-U2-G2	MTO
61342	AREAFLD1A/070HUV850/T5/WH	70	347-480	0-10V	>80	5000K	Type V	9000	130	–	B2-U2-G1	–
61343	AREAFLD1A/110HUV840/T3/WH	110	347-480	0-10V	>80	4000K	Type III	12,600	117	–	B3-U2-G2	MTO
61344	AREAFLD1A/110HUV840/T4/WH	110	347-480	0-10V	>80	4000K	Type IV	12,700	117	–	B3-U2-G2	MTO
61345	AREAFLD1A/110HUV840/T5/WH	110	347-480	0-10V	>80	4000K	Type V	13,300	123	–	B3-U2-G1	MTO
61346	AREAFLD1A/110HUV850/T3/WH	110	347-480	0-10V	>80	5000K	Type III	13,300	124	–	B3-U2-G2	MTO
61347	AREAFLD1A/110HUV850/T4/WH	110	347-480	0-10V	>80	5000K	Type IV	13,300	125	–	B3-U2-G2	MTO
61348	AREAFLD1A/110HUV850/T5/WH	110	347-480	0-10V	>80	5000K	Type V	13,300	124	–	B3-U2-G1	MTO
61349	AREAFLD1A/145HUV840/T3/WH	145	347-480	0-10V	>80	4000K	Type III	17,000	116	–	B3-U2-G3	MTO
61350	AREAFLD1A/145HUV840/T4/WH	145	347-480	0-10V	>80	4000K	Type IV	17,100	117	–	B3-U2-G3	MTO
61351	AREAFLD1A/145HUV840/T5/WH	145	347-480	0-10V	>80	4000K	Type V	17,900	122	–	B4-U2-G2	–
61352	AREAFLD1A/145HUV850/T3/WH	145	347-480	0-10V	>80	5000K	Type III	17,000	117	–	B3-U2-G3	MTO
61353	AREAFLD1A/145HUV850/T4/WH	145	347-480	0-10V	>80	5000K	Type IV	17,000	117	–	B3-U2-G3	MTO
61354	AREAFLD1A/145HUV850/T5/WH	145	347-480	0-10V	>80	5000K	Type V	17,900	123	–	B4-U2-G2	–
61355	AREAFLD1A/220UNVD840/T3/WH	220	120-277	0-10V	>80	4000K	Type III	27,900	128	–	B4-U3-G3	–
61356	AREAFLD1A/220UNVD840/T4/WH	220	120-277	0-10V	>80	4000K	Type IV	27,900	128	–	B4-U3-G3	MTO
61357	AREAFLD1A/220UNVD840/T5/WH	220	120-277	0-10V	>80	4000K	Type V	27,900	128	–	B4-U3-G2	MTO
61358	AREAFLD1A/220UNVD850/T3/WH	220	120-277	0-10V	>80	5000K	Type III	27,900	128	–	B4-U3-G3	–
61359	AREAFLD1A/220UNVD850/T4/WH	220	120-277	0-10V	>80	5000K	Type IV	27,900	128	–	B4-U3-G3	MTO
61360	AREAFLD1A/220UNVD850/T5/WH	220	120-277	0-10V	>80	5000K	Type V	27,900	128	–	B4-U3-G2	MTO
61361	AREAFLD1A/220HUV840/T3/WH	220	347-480	0-10V	>80	4000K	Type III	27,900	128	–	B4-U3-G3	MTO
61362	AREAFLD1A/220HUV840/T4/WH	220	347-480	0-10V	>80	4000K	Type IV	28,500	130	–	B4-U3-G3	MTO
61363	AREAFLD1A/220HUV840/T5/WH	220	347-480	0-10V	>80	4000K	Type V	29,000	130	–	B4-U3-G2	–
61364	AREAFLD1A/220HUV850/T3/WH	220	347-480	0-10V	>80	5000K	Type III	27,900	128	–	B4-U3-G3	MTO
61365	AREAFLD1A/220HUV850/T4/WH	220	347-480	0-10V	>80	5000K	Type IV	28,500	130	–	B4-U3-G3	MTO
61366	AREAFLD1A/220HUV850/T5/WH	220	347-480	0-10V	>80	5000K	Type V	29,000	130	–	B4-U3-G2	–
61720	AREAFLD1A/290HUV840/T3/BZ	290	347-480	0-10V	>80	4000K	Type III	39,600	137	–	B4-U3-G3	MTO
61721	AREAFLD1A/290HUV840/T4/BZ	290	347-480	0-10V	>80	4000K	Type VI	39,600	137	–	B4-U3-G3	MTO
61722	AREAFLD1A/290HUV840/T5/BZ	290	347-480	0-10V	>80	4000K	Type VI	39,600	137	–	B4-U3-G2	MTO
61723	AREAFLD1A/290HUV850/T3/BZ	290	347-480	0-10V	>80	5000K	Type III	39,600	137	–	B4-U3-G3	MTO
61724	AREAFLD1A/290HUV850/T4/BZ	290	347-480	0-10V	>80	5000K	Type VI	39,600	137	–	B4-U3-G3	MTO
61725	AREAFLD1A/290HUV850/T5/BZ	290	347-480	0-10V	>80	5000K	Type VI	39,600	137	–	B4-U3-G2	MTO

*LPW per LM79 report

**Made to Order

For further information and to learn more about utility rebates, contact your local SYLVANIA sales representative.

Options Information

Sensor: Dual Motion/Daylight sensor available.

Max Mounting Height: 50ft

Default Sensor Settings

Brightness: 100%

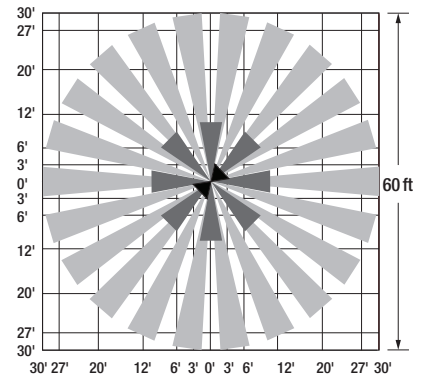
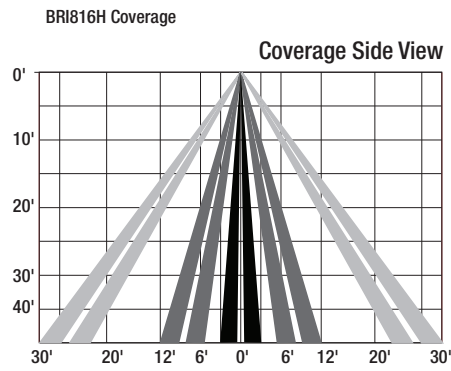
Sensitivity: 100%

Hold time: 5 minutes

Standby Dim: 30%

Standby Time: 60 minutes

Daylight Sensor: Sunlight



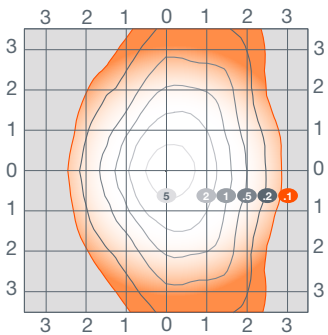
Additional Specifications

- Specifications subject to change without notice. IES files available online.
- Cast aluminum alloy housing with powder coat paint finish and UV stabilized polycarbonate lens. The standard colors are bronze and white.

Photometrics

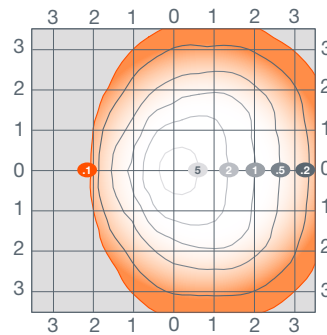
70W Type III Distribution

Isofootcandle Lines at 15' Mounting Height



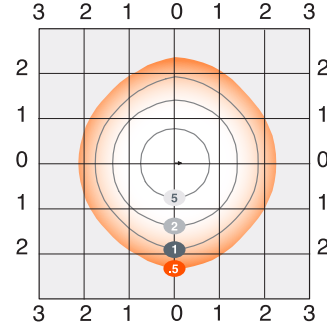
70W Type IV Distribution

Isofootcandle Lines at 15' Mounting Height



70W Type V Distribution

Isofootcandle Lines at 15' Mounting Height

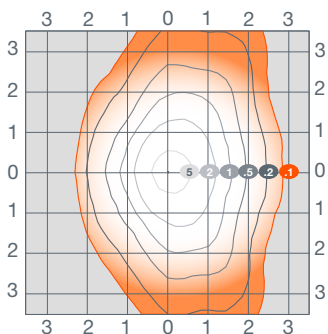


For other mounting heights apply the following multipliers:

Mounting Height	10'	12'	15'	18'	20'	25'
Multiplier	2.25	1.56	1.00	0.69	0.56	0.36

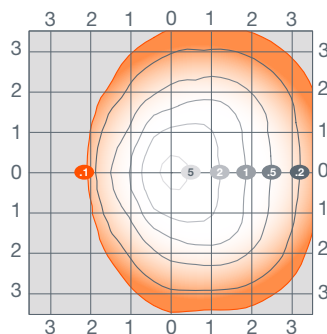
110W Type III Distribution

Isofootcandle Lines at 20' Mounting Height



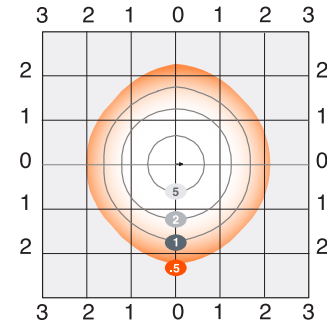
110W Type IV Distribution

Isofootcandle Lines at 20' Mounting Height



110W and 145W Type V Distribution

Isofootcandle Lines at 20' Mounting Height



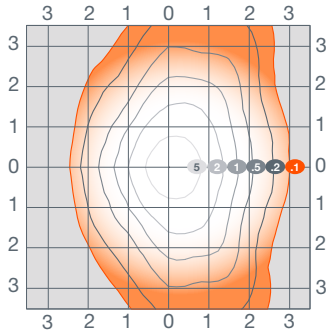
For other mounting heights apply the following multipliers:

Mounting Height	15'	18'	20'	22'	25'	30'
Multiplier	1.78	1.23	1.00	0.83	0.64	0.44

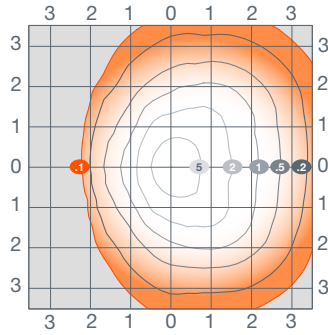
For 145W use
1.4 multiplier.

Photometrics (continued)

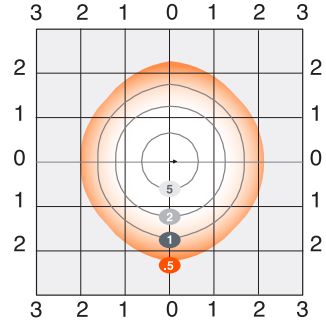
145W Type III Distribution
Isofootcandle Lines at 20' Mounting Height



145W Type IV Distribution
Isofootcandle Lines at 20' Mounting Height



110W and 145W Type V Distribution
Isofootcandle Lines at 20' Mounting Height

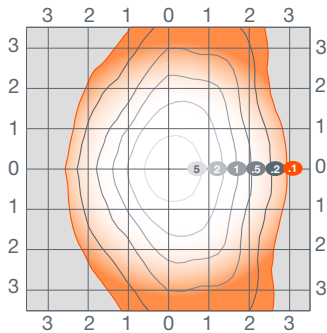


For other mounting heights apply the following multipliers:

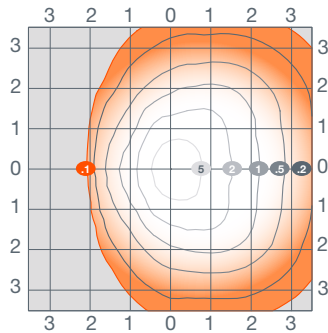
Mounting Height	15'	18'	20'	22'	25'	30'
Multiplier	1.78	1.23	1.00	0.83	0.64	0.44

For 145W use
1.4 multiplier.

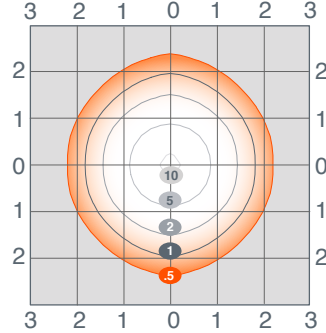
220W and 290W Type III Distribution
Isofootcandle Lines at 25' Mounting Height



220W and 290W Type IV Distribution
Isofootcandle Lines at 25' Mounting Height



220W and 290W Type V Distribution
Isofootcandle Lines at 25' Mounting Height

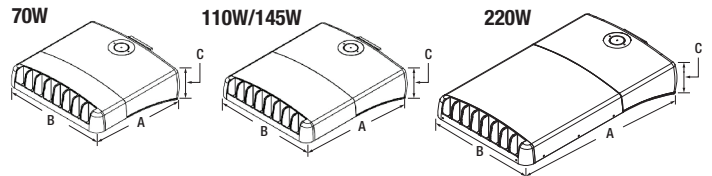


For other mounting heights apply the following multipliers:

Mounting Height	15'	20'	22'	25'	30'	35'
Multiplier	2.78	1.56	1.29	1.00	0.69	0.51

Physical Information

Lamp Description	(A) Length	(B) Width	(C) Height
70W	12.2 in (309.8 mm)	12.5 in (318 mm)	4.3 in (108.5 mm)
100/145W	15.2 in (386 mm)	12.5 in (318 mm)	4.3 in (108.5 mm)
220W/290W	20.9 in (530.9 mm)	12.5 in (318 mm)	4.3 in (108.5 mm)



Weight: 70W: 9.7 lbs (4.4 kg) 110/145W: 11.5 lbs (5.2 kg) 220W: 18.5 lbs (8.4 kg) Slip Fitter/Pole Mount: 2.7 lbs (1.2 kg)

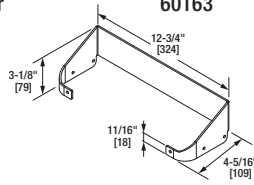
EPA (Effective Projected Area): 70W: Pole Mount 0.32ft², Slip Fitter 0.90ft² 110/145W: Pole Mount 0.46ft², Slip Fitter 1.12ft² 220W/290W: Pole Mount 0.79ft², Slip Fitter 1.54ft²

Mounting Accessories

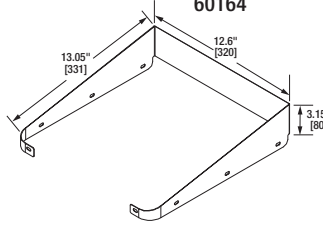
Item Number	Ordering Abbreviation	Item Description
71734	AREAFLD1A/SLIPFITTER/BZ	Slip Fitter Mount, Bronze
60130	AREAFLD1A/WALLTENON/BZ	Wall Tenon Mount, Bronze (Requires Slip Fitter)
71733	AREAFLD1A/POLEMOUNT/BZ	Pole Mount, Bronze
60128	AREAFLD1A/RNDADAPT/BZ	Round Adapter, Bronze (Requires Pole Mount)
60129	AREAFLD1A/WALLMNT/BZ	Wall Mount, Bronze (Requires Pole Mount)
60165	AREAFLD1ATRNNION/BZ	Trunnion, Bronze
60163	AREAFLD1A/VISOR01/BZ	Visor, Bronze, 70W
60164	AREAFLD1A/VISOR02/BZ	Visor, Bronze, 110/145W
61400	AREAFLD1A/VISOR03/BZ	Visor, Bronze, 220W/290W
60650	AREAFLD1A/POLEMOUNT/WH	Pole Mount, White
60651	AREAFLD1A/SLIPFITTER/WH	Slip Fitter Mount, White
60652	AREAFLD1A/WALLMNT/WH	Wall Mount, White (Requires Pole Mount)
NEMA Photocontrols		
61393	AREAFLDXA/NEMAPHOTOCELL/UNV	NEMA locking photocell, 120-277V
61394	AREAFLDXA/NEMAPHOTOCELL/347	NEMA locking photocell, 347V
61395	AREAFLDXA/NEMAPHOTOCELL/480	NEMA locking photocell, 480B

Visor

60163



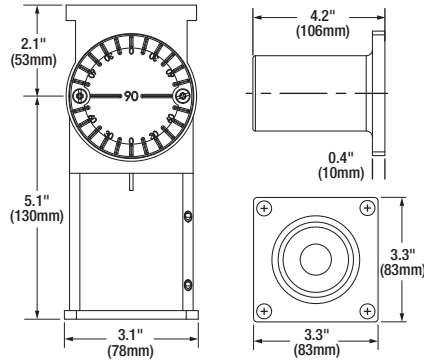
60164



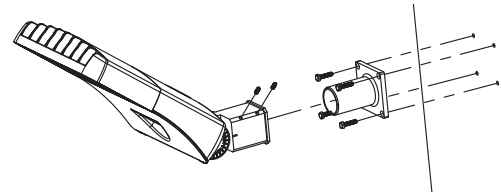
Trunnion (60165)



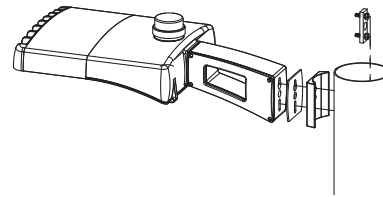
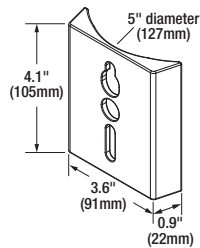
Slip Fitter Mount (71734 or 60651)



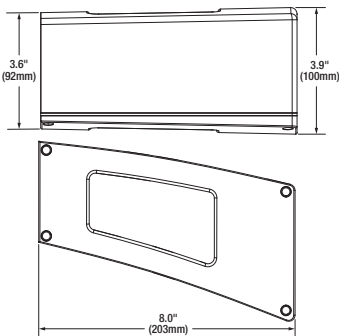
Wall Tenon Mount (60130)



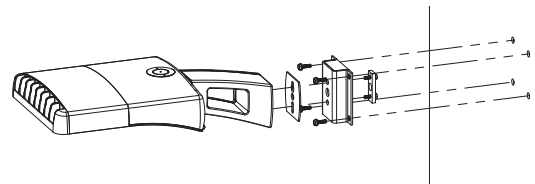
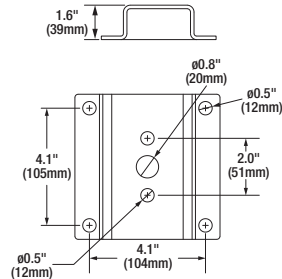
Round Pole Adapter (60128)




Pole Mount (71733 or 60650)



Wall Mount (60129 or 60652)



Poles

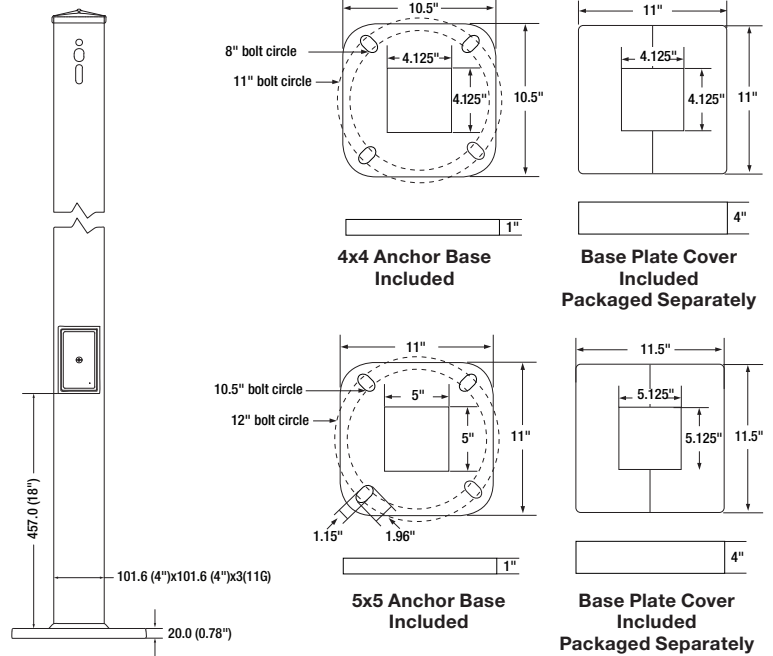


Product Features

- Poles available in six heights: 12', 15', 17', 20', 25', and 30'
- 12'-25' poles are 4" square; 30' pole is 5" square
- 12'-25' poles are 11 gauge, while 30' poles are offered in 7 and 11 gauge
- Fabricated from the highest grade structural steel

Specifications

- Square steel pole with powder coat paint. The standard color is bronze
- Polycarbonate spring loaded top cover
- Pre-drilled mounting holes on all 4 sides with Polycarbonate grommets
- Reinforced 2.5" x 4.5" cast iron hand-hole with ground screw included
- Easily secured base cover included
- Bolt circle template included



Ordering Guide (Poles)

POLESQS	2A	/	XX	/	XXG	/	XXIN	/	BZ
Product Name	Generation		Height		Gauge		Size		Finish
POLESQS =	2A		12 = 12 feet		11G = 11		4IN = 4 inches		Bronze
Square Straight Pole			15 = 15 feet		07G = 7		5IN = 5 inches		
			17 = 17 feet						
			20 = 20 feet						
			25 = 25 feet						
			30 = 30 feet						

Ordering Information (Poles)

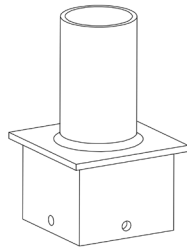
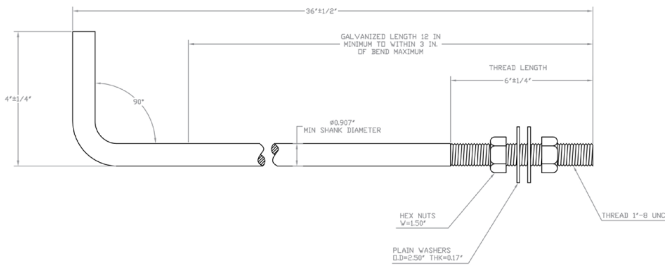
Item Number	Ordering Abbreviation	Shape	Height (ft)	Gauge (in)	Size (in)	Finish
62306	POLESQS2A/12/11G/4IN/BZ	SquareStraight	12	11	4	Bronze
62307	POLESQS2A/15/11G/4IN/BZ	SquareStraight	15	11	4	Bronze
62308	POLESQS2A/17/11G/4IN/BZ	SquareStraight	17	11	4	Bronze
62309	POLESQS2A/20/11G/4IN/BZ	SquareStraight	20	11	4	Bronze
62310	POLESQS2A/25/11G/4IN/BZ	SquareStraight	25	11	4	Bronze
62311	POLESQS2A/30/11G/5IN/BZ	SquareStraight	30	11	5	Bronze
62312	POLESQS2A/30/07G/5IN/BZ	SquareStraight	30	7	5	Bronze

Ordering Information (Accessories)

Item Number	Ordering Abbreviation	Description	Compatibility
65704	POLESQS2A/ANJBOLTKIT/304	3/4" x 30" Anchor Bolt Kit (set of 4 bolts)	Compatible with 62306, 62307, 62308, 62309 and 62310
65705	POLESQS2A/ANJBOLTKIT/364	1" x 36" Anchor Bolt Kit (set of 4 bolts)	Compatible with 62311 and 62312
60667	POLESQS1A/TENON/4IN/BZ	4" Tenon Mount, Bronze Finish	For use with 62306, 62307, 62308, 62309 and 62310
60668	POLESQS1A/TENON/5IN/BZ	5" Tenon Mount, Bronze Finish	For use with 62311 and 62312
65013	POLESQS1A/DBLTENON/4IN/BZ	4" Double Tenon Bracket, Bronze Finish	For use with 62306, 62307, 62308, 62309 and 62310
65014	POLESQS1A/DBLTENON/5IN/BZ	5" Double Tenon Bracket, Bronze Finish	For use with 62311 and 62312
65015	POLESQS1A/DBLBULHORN/4IN/BZ	4" Double Bullhorn Bracket, Bronze Finish	For use with 62306, 62307, 62308, 62309 and 62310
65016	POLESQS1A/DBLBULHORN/5IN/BZ	5" Double Bullhorn Bracket, Bronze Finish	For use with 62311 and 62312
60845	POLESQS1A/TPLBULHORN/4IN/BZ	4" Triple Bullhorn Bracket, Bronze Finish	For use with 62306, 62307, 62308, 62309 and 62310
60846	POLESQS1A/TPLBULHORN/5IN/BZ	5" Triple Bullhorn Bracket, Bronze Finish	For use with 62311 and 62312
65112	POLESQS1A/QUADTENON/4IN/BZ	4" Quad Tenon Bracket, Bronze Finish	For use with 62306, 62307, 62308, 62309 and 62310
65113	POLESQS1A/QUADTENON/5IN/BZ	5" Quad Tenon Bracket, Bronze Finish	For use with 62311 and 62312

For further information and to learn more about utility rebates, contact your local SYLVANIA sales representative.

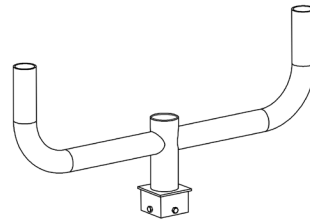
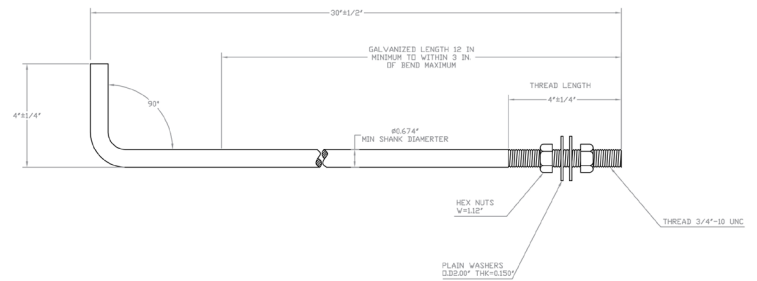
NAED 65704 – 3/4" x 30"



Tenon

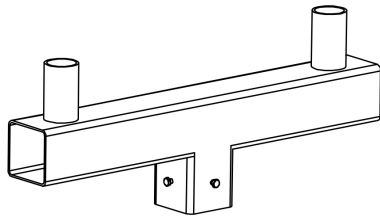
NAED 60667 – 4 inch
NAED 60668 – 5 inch

NAED 65705 – 1" x 36"



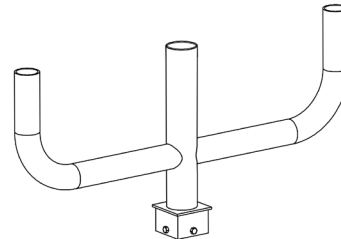
Double Bullhorn

NAED 65015 – 4 inch
NAED 65016 – 5 inch



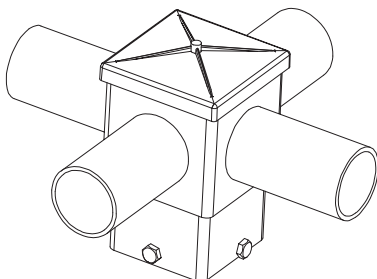
Double Tenon

NAED 65013 – 4 inch
NAED 65014 – 5 inch



Triple Bullhorn

NAED 60845 – 4 inch
NAED 60846 – 5 inch



Quad Tenon

NAED 65112 – 4 inch
NAED 65113 – 5 inch

Allowable Wind Loading

Ordering Abbreviation	Mounting Height (ft)	90 MPH	100 MPH	110 MPH	120 MPH	130 MPH	150 MPH	Anchor Bolt	
		EPA (ft ²)	EPA (ft ²)	EPA (ft ²)	EPA (ft ²)	EPA (ft ²)	EPA (ft ²)	Diameter (in)	Length (in)
62306	12	12	12	12	12	9.2	6.8	0.75	30
62307	15	12	12	12	9.8	7.8	4.9	0.75	30
62308	17	12	12	9.9	7.6	5.9	3.3	0.75	30
62309	20	12	9.1	6.7	4.8	3.4	1.3	0.75	30
62310	25	7	4.6	2.7	1.3	0.3	–	0.75	30
62311	30	5.6	2.7	0.6	–	–	–	1	36
62312	30	11.7	7.8	4.8	2.5	0.8	–	1	36

Pole Loading: Result

Model	EPA [ft ²]
70W	0.32
80-150W	0.46
200-300W	0.79

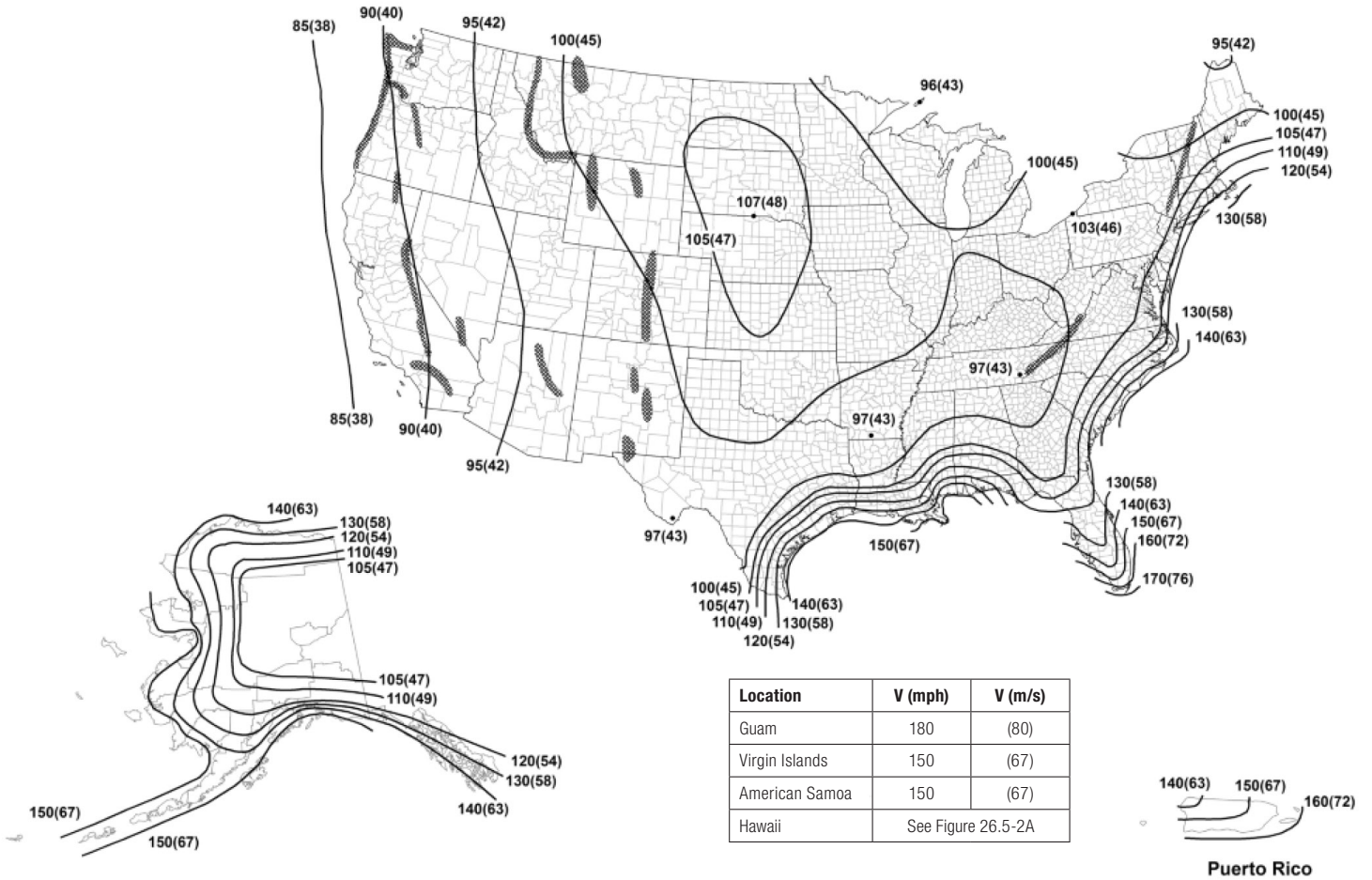
Pole Description	90 MPH			100 MPH			110 MPH			120 MPH			130 MPH			150 MPH		
	Area 70W	Area 100/145W	Area 220/290W	Area 70W	Area 100/145W	Area 220/290W	Area 70W	Area 100/145W	Area 220/290W	Area 70W	Area 100/145W	Area 220/290W	Area 70W	Area 100/145W	Area 220/290W	Area 70W	Area 100/145W	Area 220/290W
POLESQS2A/15/11G/4IN/BZ	37	26	15	37	26	15	37	26	15	30	21	12	24	16	9	15	10	6
POLESQS2A/17/11G/4IN/BZ	37	26	15	37	26	15	30	21	12	23	16	9	18	12	7	10	7	4
POLESQS2A/20/11G/4IN/BZ	37	26	15	28	19	11	20	14	8	15	10	6	10	7	4	4	2	1
POLESQS2A/25/11G/4IN/BZ	21	15	8	14	10	5	8	5	3	4	2	1	0	0	0			
POLESQS2A/30/11G/5IN/BZ	17	12	7	8	5	3	1	1	0									
POLESQS2A/30/7G/5IN/BZ	36	25	14	24	16	9	15	10	6	7	5	3	2	1	1			

Pole Loading: Slip Fitter

Pole Description	90 MPH			100 MPH			110 MPH			120 MPH		
	Area 70W	Area 110/145W	Area 220/290W	Area 70W	Area 110/145W	Area 220/290W	Area 70W	Area 110/145W	Area 220/290W	Area 70W	Area 110/145W	Area 220/290W
With Double Tenon, Knuckle, 2 Area Lights												
POLESQS2A/15/11G/4IN/BZ	Y	Y	Y	Y	Y	Y	Y	Y	Y	Y	Y	Y
POLESQS2A/17/11G/4IN/BZ	Y	Y	Y	Y	Y	Y	Y	Y	Y	Y	Y	Y
POLESQS2A/20/11G/4IN/BZ	Y	Y	Y	Y	Y	Y	Y	Y	Y	Y	Y	Y
POLESQS2A/25/11G/4IN/BZ	Y	Y	Y	Y	Y	Y	N	N	N	N	N	N
POLESQS2A/30/11G/5IN/BZ	Y	Y	Y	N	N	N	N	N	N	Y	Y	Y
POLESQS2A/30/7G/5IN/BZ	Y	Y	Y	Y	Y	Y	Y	Y	Y	N	N	N
With Double Bullhorn, Knuckle, 2 Area Lights												
POLESQS2A/15/11G/4IN/BZ	Y	Y	Y	Y	Y	Y	Y	Y	Y	Y	Y	Y
POLESQS2A/17/11G/4IN/BZ	Y	Y	Y	Y	Y	Y	Y	Y	Y	Y	Y	Y
POLESQS2A/20/11G/4IN/BZ	Y	Y	Y	Y	Y	Y	Y	Y	Y	Y	Y	Y
POLESQS2A/25/11G/4IN/BZ	Y	Y	Y	Y	Y	Y	N	N	N	N	N	N
POLESQS2A/30/11G/5IN/BZ	Y	Y	Y	N	N	N	N	N	N	Y	Y	Y
POLESQS2A/30/7G/5IN/BZ	Y	Y	Y	Y	Y	Y	Y	Y	Y	N	N	N
With Triple Bullhorn, Knuckle, 3 Area Lights												
POLESQS2A/15/11G/4IN/BZ	Y	Y	Y	Y	Y	Y	Y	Y	Y	Y	Y	Y
POLESQS2A/17/11G/4IN/BZ	Y	Y	Y	Y	Y	Y	Y	Y	Y	Y	Y	Y
POLESQS2A/20/11G/4IN/BZ	Y	Y	Y	Y	Y	Y	Y	Y	Y	Y	N	N
POLESQS2A/25/11G/4IN/BZ	Y	Y	Y	Y	N	N	N	N	N	N	N	N
POLESQS2A/30/11G/5IN/BZ	Y	Y	N	N	N	N	N	N	N	Y	Y	Y
POLESQS2A/30/7G/5IN/BZ	Y	Y	Y	Y	Y	Y	Y	N	N	N	N	N

If Pole loading > EPA of fixtures+ mount → Y

Wind Map



Notes: Dark shading indicates a special wind region.

1. Values are nominal design 3-s gust wind speeds in miles per hour (m/s) at 33 ft. (10 m) above ground for Exposure Category C.
2. Linear interpolation is permitted between contours. Point values are provided to aid with interpolation.
3. Islands, coastal areas, and land boundaries outside the last contour shall use the last wind speed contour.
4. Mountainous terrain, gorges, ocean promontories, and special wind regions shall be examined for unusual wind conditions.
5. Wind speeds correspond to approximately a 15% probability of exceedance in 50 years. (Annual Exceedance Probability = 0.00333, MRI = 300 years).
6. Location-specific basic wind speeds shall be permitted to be determined using www.atcouncil.org/windspeed.

LEDVANCE LLC
 200 Ballardvale Street
 Wilmington, MA 01887 USA
 Phone 1-800-LIGHTBULB (1-800-544-4828)
www.ledvanceUS.com

Name: _____
 Email: _____
 Phone: _____

SYLVANIA and LEDVANCE are registered trademarks.
 All other trademarks are those of their respective owners.
 Licensee of product trademark SYLVANIA in general lighting.
 Specifications subject to change without notice.

[/sylvania](https://twitter.com/sylvania) [/sylvania](https://facebook.com/sylvania)

