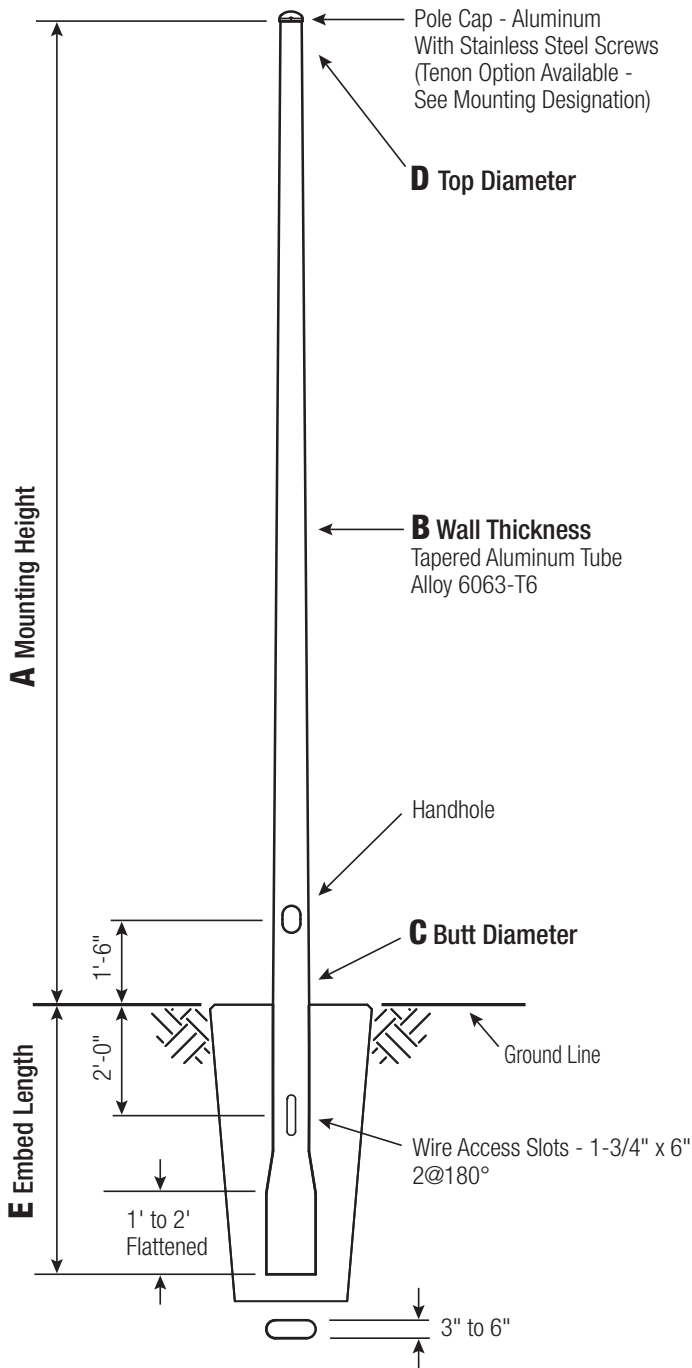


RTA

Round Tapered Aluminum Pole No Arm — Direct Buried



Satin Aluminum or Powder Coated Finish per Customer Specification.

C BUTT DIA.	D TOP DIA.	E EMBED
5	3	3'
6	4.5	4'
7	4.5	5'
8	4.5	5'
9	4.5	6'
10	6	6'

C and D Dimensions in Inches

Pole

The pole shaft will be constructed of seamless extruded tube of 6063 Aluminum Alloy per the requirements of ASTM B221. The shaft assembly shall be full-length heat treated to produce a T6 temper.

Handhole


5" Butt Diameter - 2-1/2" x 5" Handhole with curved Lap Style Aluminum Door and two (2) SS Self-Tapping Attaching Screws. A Grounding Provision is provided as part of the handhole.

6" Butt Diameter - Reinforced, 3" x 5" curved Cast Aluminum Frame (Alloy 356-T6) with Aluminum Door and two (2) SS Hex Head Screws. A Grounding Provision incorporating a 3/8" diameter hole is provided opposite the Handhole.

7"+ Butt Diameters - Reinforced, 4" x 6" curved Cast Aluminum Frame (Alloy 356-T6) with Aluminum Door and two (2) SS Hex Head Screws. Reinforced Frame will contain a tapped 3/8"-16NC Grounding Provision.

Embed Detail

Direct Buried Pole bottom section on 6"+ butt diameter poles will be partially flattened into an anti-rotational, oval cross section. Wire access will be provided 24" below ground line. Soil conditions vary by site. Foundation requirements should be determined by a qualified Structural Engineer with knowledge of jobsite soil conditions.



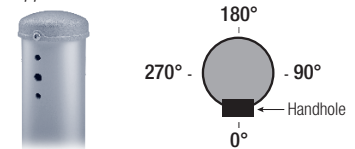
Vibration Damper

When determined necessary by Hapco, a Vibration Damper will be factory-installed inside the pole shaft. Customer specification of the damper is available.

Mounting Designation

Side Drill Mount

For Side Drill Mount applications specify luminaire type, quantity and orientation. A luminaire drilling template must be supplied at time of order.



Tenon Mount - Welded or Spun

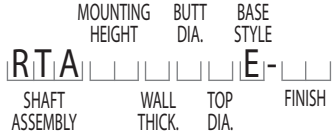
For Tenon Mount applications specify both Tenon diameter (2.375", 2.875", 3.5", etc.) and length (3", 4", etc.). Tenon style is factory option. Welded Tenon can be specified.



A Mtg. Hgt.	B WALL THICKNESS	C BUTT DIAMETER	TOTAL Lum. WEIGHT	MAXIMUM EPA					OLD CAT. NUMBER	CATALOG NUMBER
				90	100	110	120	130		
10	0.125"	5	100	16.6	13.0	12.2	10.0	8.2	87907-0310X	RTA10B5AE-**-
12	0.125"	5	100	12.6	10.0	9.2	7.4	6.0	87907-0312X	RTA12B5AE-**-
14	0.125"	5	90	10.0	7.6	7.0	5.6	4.4	87907-0314X	RTA14B5AE-**-
16	0.125"	5	60	8.0	6.0	5.4	4.2	3.2	87907-0316X	RTA16B5AE-**-
18	0.125"	5	35	6.4	4.6	4.2	3.0	2.2	87907-0318X	RTA18B5AE-**-
18	0.156"	5	60	8.2	6.2	5.6	4.2	3.2		RTA18C5AE-**-
20	0.125"	5	30	4.8	3.4	3.0	2.0	1.4		RTA20B5AE-**-
20	0.125"	6	100	12.0	9.2	8.4	6.8	5.6	50-001	RTA20B6BE-**-
20	0.156"	6	100	16.0	12.2	11.2	9.2	7.6	50-002	RTA20C6BE-**-
20	0.188"	6	100	20.0	15.4	14.2	11.6	9.8	50-003	RTA20D6BE-**-
20	0.156"	7	100	24.0	18.8	17.4	14.2	12.0	50-004	RTA20C7BE-**-
20	0.188"	7	100	29.4	23.2	21.4	17.8	15.0	50-005	RTA20D7BE-**-
20	0.156"	8	100	33.0	26.2	24.2	20.2	17.0	50-006	RTA20C8BE-**-
20	0.188"	8	100	40.4	32.0	29.8	24.8	21.0	50-007	RTA20D8BE-**-
22	0.125"	5	25	3.6	2.4	2.0	1.2	-		RTA22B5AE-**-
25	0.156"	6	80	10.0	7.2	6.6	5.2	4.2	50-062	RTA25C6BE-**-
25	0.188"	6	100	12.8	9.6	8.8	7.0	5.8	50-063	RTA25D6BE-**-
25	0.156"	7	100	16.0	12.2	11.2	9.0	7.4	50-064	RTA25C7BE-**-
25	0.188"	7	100	20.2	15.6	14.2	11.6	9.6	50-065	RTA25D7BE-**-
25	0.156"	8	100	22.8	17.8	16.4	13.4	11.2	50-066	RTA25C8BE-**-
25	0.188"	8	100	28.4	22.4	20.6	17.0	14.2	50-067	RTA25D8BE-**-
25	0.219"	8	100	33.6	26.6	24.6	20.4	17.2	50-068	RTA25E8BE-**-
25	0.250"	8	100	38.8	30.8	28.4	23.6	19.8	50-069	RTA25F8BE-**-
30	0.156"	7	85	10.6	7.6	6.8	5.2	4.2	50-124	RTA30C7BE-**-
30	0.188"	7	100	13.8	10.2	9.2	7.4	6.0	50-125	RTA30D7BE-**-
30	0.156"	8	100	16.0	12.0	11.0	8.8	7.2	50-126	RTA30C8BE-**-
30	0.188"	8	100	20.4	15.8	14.4	11.6	9.6	50-127	RTA30D8BE-**-
30	0.219"	8	100	24.6	19.0	17.6	14.4	12.0	50-128	RTA30E8BE-**-
30	0.250"	8	100	28.6	22.4	20.6	17.0	14.2	50-129	RTA30F8BE-**-
30	0.188"	9	100	28.0	21.8	20.4	16.6	14.0	50-131	RTA30D9BE-**-
30	0.250"	9	100	38.8	30.6	28.4	23.6	19.8	50-133	RTA30F9BE-**-
30	0.188"	10	100	36.6	29.2	27.2	22.6	19.0	50-139	RTA30D1CE-**-
35	0.156"	8	85	11.0	7.8	7.0	5.4	4.4	50-186	RTA35C8BE-**-
35	0.188"	8	100	14.6	10.8	9.8	7.8	6.2	50-187	RTA35D8BE-**-
35	0.219"	8	100	18.0	13.6	12.4	10.0	8.2	50-188	RTA35E8BE-**-
35	0.250"	8	100	21.4	16.4	15.0	12.0	10.0	50-189	RTA35F8BE-**-
35	0.188"	9	100	20.8	15.8	14.6	11.8	9.8	50-191	RTA35D9BE-**-
35	0.250"	9	100	29.6	23.2	21.4	17.6	14.6	50-193	RTA35F9BE-**-
35	0.188"	10	100	28.0	22.0	20.6	16.8	14.0	50-199	RTA35D1CE-**-
35	0.219"	10	100	33.6	26.6	24.8	20.4	17.0	50-200	RTA35E1CE-**-
35	0.250"	10	100	39.0	31.2	29.0	24.0	20.0	50-201	RTA35F1CE-**-
35	0.312"	10	100	49.2	39.8	37.0	30.8	25.8	50-202	RTA35G1CE-**-
40	0.188"	8	70	10.2	7.0	6.4	4.8	3.6	50-247	RTA40D8BE-**-
40	0.219"	8	100	12.8	9.2	8.4	6.4	5.2	50-248	RTA40E8BE-**-
40	0.250"	8	100	15.8	11.6	10.4	8.2	6.6	50-249	RTA40F8BE-**-
40	0.188"	9	100	15.0	11.2	10.2	8.2	6.6	50-251	RTA40D9BE-**-
40	0.250"	9	100	22.6	17.4	16.0	13.0	10.6	50-253	RTA40F9BE-**-
40	0.188"	10	100	21.2	16.6	15.4	12.6	10.2	50-259	RTA40D1CE-**-
40	0.219"	10	100	26.0	20.4	19.0	15.6	12.8	50-260	RTA40E1CE-**-
40	0.250"	10	100	30.6	24.2	22.4	18.6	15.4	50-261	RTA40F1CE-**-
40	0.312"	10	100	39.8	31.4	29.4	24.2	20.2	50-262	RTA40G1CE-**-

Catalog Number System

The catalog number for Hapco poles utilizes the following identification system.



Catalog Number Example -

RTA 30 D 8 B E - 01

Round Tapered Aluminum, 30' Mounting Height, .188" Wall Thickness, 8" Butt Diameter, 4.5" Top Diameter, Direct Buried, Satin Aluminum Finish.

Wall Thickness

- B = .125"
- C = .156"
- D = .188"
- E = .219"
- F = .250"
- G = .312"

Butt Diameter

- 5 = 5"
- 6 = 6"
- 7 = 7"
- 8 = 8"
- 9 = 9"
- 1 = 10"

Top Diameter

- A = 3"
- B = 4.5"
- C = 6"

Base Style

- E = Direct Buried

Finish

- 01 = Satin Aluminum
- BA = Black Powder Coat
- BH = White Powder Coat
- BM = Dark Bronze Powder Coat
- BV = Dark Green Powder Coat
- GC = Gray Powder Coat
- ** = Specify Finish

EPA Notes:

Effective Projected Area (EPA) in square feet. EPA's calculated using wind velocity (mph) indicated in accordance with 2009 AASHTO LTS-5 using a 25 year design life. Maximum EPA is based on the luminaire weight shown. Increased luminaire weight may reduce the maximum EPA. If weight is exceeded, or if other design life or code is required, please consult the factory.