

PROJECT: _____
 CATALOG #: _____
 FIXTURE TYPE: _____
 NOTES: _____

PL Parking Garage Gen 1



The *PL Parking Garage* is designed to provide powerful lighting in extreme environments. Fixtures are available in 2' and 4' lengths with motion sensor option. They are designed to replace 2 to 3 Lamp T8 32W and 2 to 3 Lamp T8 17W.

APPLICATIONS

Warehouse, Cold Storage, Food Processing, Parking Garage applications, etc.

REPLACEMENT

2 Lamp T8 32W, 3 Lamp T8 32W,
 2 Lamp T8 17W, 3 Lamp T8 17W

PERFORMANCE INFORMATION

SERIES NUMBER	WATT	LUMENS	CCT
PL 2 35 G1 5K	30W	3,430	5000K
PL 2 42 G1 5K	40W	4,350	5000K
PL 4 48 G1 5K	45W	4,950	5000K
PL 4 61 G1 5K	60W	6,350	5000K

OPTIONS



ORDERING GUIDE							EXAMPLE: PL 2 35 G1 5K
Luminaire Type	Size	Lumen Output	Generation	Voltage	CCT	Finish	Options
PL Enclosed and Gasketed Parking Garage	2=2 ft	35 3,430 Lumens 42 4,350 Lumens	G1	BLANK= 120-277V	4K 4000K 5K 5000K	BLANK= White C= Custom	BLANK= None SRP-280= Trans remote programmer used for LRD-509 series sensor BRI19P-B-P-D-S= PIR Motion/Photo Sensor, 120/277V AC, 1-10V Dimming (Choose one) L1= 360° Lens (Max. 25ft mounting height) L2= 360° Lens (Max. 40ft mounting height) EL UNV-8W= Emergency Backup Kit
	4=4 ft	48 4,950 Lumens 61 6,350 Lumens					

Due to continuous product improvements, specification and/or equipment updates may change without notice.

SPECIFICATIONS

HOUSING

Compression molded self-extinguishing fiberglass with reinforced polyester compound with UL 94-5VA flame rating of burn and F1 weatherability rating of UV and water immersion requirements.

AMBIENT TEMPERATURE

Suitable for use in -40°C to 45°C (-40°F to 113°F)

MOUNTING

Surface mount or chain (chain not included).

EFFICACY

Up to 114 lumens per watt (see individual wattage data)

CCT AND CRI

4000K and 5000K CCT available; 70CRI

OPTICS

Efficient optical performance with wide distribution that eliminates dark zones and utilizes high lumen LEDs.

WARRANTY

10-year limited warranty. Comprehensive warranty terms can be located on www.slgus.com.

ELECTRICAL

50/60Hz operation with 120-277V input.
Standard 0-10V dimming.

ENERGY DATA

Power Factor above 90%.

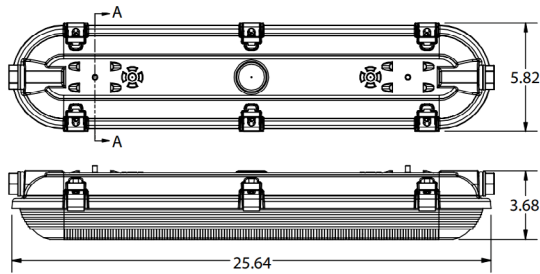
FINISH

Polyester Powder White finish.

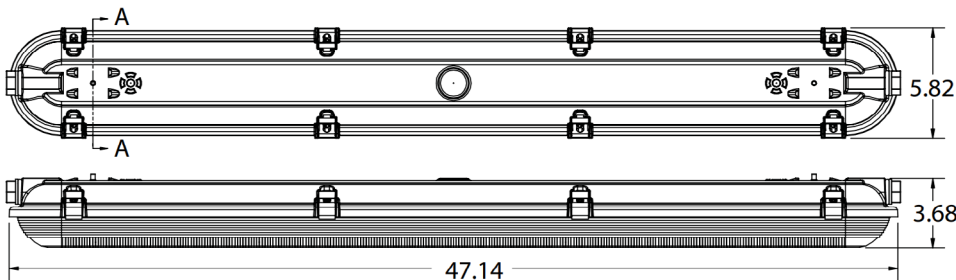
CERTIFICATIONS

UL Listed for wet locations, IP65 Rating. FCC compliant. RoHs compliant. Please visit www.slgus.com to confirm additional certifications.

DIMENSIONS



2 FT



4 FT

Weight
45W: 9 LB
60W: 10.4 LB

Due to continuous product improvements, specification and/or equipment updates may change without notice.

OPTIONS



BRI819-P-B-P-D-S

Motion Sensor, 1-10V Dimming

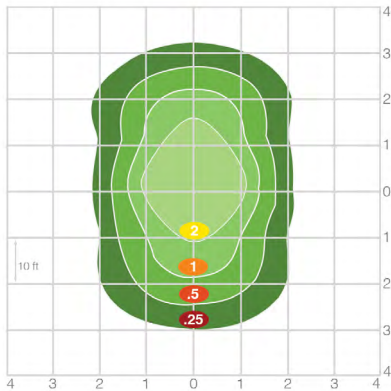
The **BRI819-P-B-P-D-S** provides multi-level occupancy control with 1-10V adjustable dimming. This motion sensor can be attached externally to the fixture. Requires L1 or L2 lens depending on the mounting height.

Operation Voltage	Shape	Adjustable Time Delay	Operation Temperature	Mounting Height for L1	Mounting Height for L2
120/277V	Cone	10 sec - 60 min (adjustable)	-40°F to 167°F (-40°C to 75°C)	Max 25ft*	Max 40ft**

*Covers a 30 ft diameter when the mounting height is 25 ft.

**Covers a 60 ft diameter when the mounting height is 40 ft.

PHOTOMETRIC



PL 2 42 G1 5K

Mounting Height	8	9	10	11	12
Multiplier	1.6	1.2	1.0	0.8	0.7

Due to continuous product improvements, specification and/or equipment updates may change without notice.

PERFORMANCE COMPARISON

Series Number	Watt	Lumens	Efficacy	Replaces	Voltage	Mounting Height	DLC
PL 2 35	30W	3430	114 Lm/W	2 Lamp T8 17W	120-277V	8-15 ft	Standard
PL 2 42	40W	4350	109 Lm/W	3 Lamp T8 17W	120-277V	8-15 ft	Standard
PL 4 48	45W	4950	110 Lm/W	2 Lamp T8 32W	120-277V	8-15 ft	Standard
PL 4 61	60W	6350	106 Lm/W	3 Lamp T8 32W	120-277V	8-15 ft	Standard

ELECTRICAL LOAD

Series Number	Wattage	Current (A)			
		120V	208V	240V	277V
PL 2 35 G1 5K	30W	0.25	0.14	0.13	0.11
PL 2 42 G1 5K	40W	0.33	0.19	0.17	0.14
PL 4 48 G1 5K	45W	0.38	0.22	0.19	0.16
PL 4 61 G1 5K	60W	0.50	0.29	0.25	0.22

Due to continuous product improvements, specification and/or equipment updates may change without notice.