


Lumination® LED Luminaires

LED Recessed Luminaire
LPL24 Value Series | Panel Light Gen D



CUSTOMER NAME _____

Project Name _____

Date _____ Type _____

Catalog Number _____

Ideal for commercial ceilings with T-grid layouts.

- Field switchable lumen levels 3000/4200/5000
- Field switchable CCT 3500K/4000K/5000K
- Fits standard T-Bar grid (drop ceilings)
- Type IC rated and Chicago Plenum (CCEA)

Options include:

- ISO 4 cleanroom rated
- Daintree® compatible with Controls Kit

ProLine®

CONSTRUCTION

Housing:	Durable, long lasting steel construction. Aluminum extruded frame
Lens:	Precision formed optical assembly
Paint:	Post painted powder coat finish
Weight:	<16 pounds

OPTICAL SYSTEM

Lumens:	3000/4200/5000 lumens (Field Switchable)
Wattage:	26.5/37/44.5W (Field Switchable)
Efficacy:	Up to 118 LPW
CCT:	3500K, 4000K, 5000K (Field Switchable)
CRI:	80+, R9 >0

ELECTRICAL

Input Voltage:	120–277V
Input Frequency:	50/60Hz
Standard Dimming Control:	0–10V, Dimming
Power Factor (PF)*:	>0.9
Total Harmonic Distortion (THD)*:	<20%

* PF and THD may vary with options

CONTROLS

Dimming:	Standard: 0–10V, Dimming
Sensors:	Daintree® Wireless, with high-end trim

LUMEN AMBIENT TEMPERATURE

TYPE	TEMPERATURE RATE
OPERATING TEMPERATURE	0°C TO +40° C
STORAGE TEMPERATURE	-40°C TO +70°C

LUMEN MAINTENANCE

L85 @ 60,000 Hours
L85

MOUNTING

- **Typical Mounting:** Fits standard T-Bar grid (drop ceilings)
- **Wiring Access:** 1/2" trade-size KOs
- **T-grid Clips:** T-grid clips attached, with holes for seismic wires
- **Surface Mounting:** Surface mount kit available

DESIGN LIFE & WARRANTY

- Damp Location rated
- Type IC rated and Chicago Plenum (CCEA)
- UL/cUL Listed
- RoHS compliant
- ANSI C82.77 Compliant
- Option of ISO 4 rated under positive and negative pressure
- **Current's Limited 5-year Warranty:**
Please refer to document [IND599](#) for more information.

Lumination® LED Luminaires

LED Recessed Luminaire
LPL24 Value Series | Panel Light Gen D

Catalog Logic

CUSTOMER NAME

Project Name _____

Date _____ Type _____

Catalog Number _____

Ordering Information¹ (Important: Please see note 1 below):

LPL 24 D 0 4X MM 8XX **LT WHITE**

FAMILY	FIXTURE TYPE	GENERATION	VOLTAGE	NOMINAL LUMENS	DISTRIBUTION	CRI/CCT	CONTROLS	MOUNTING	FINISH	OPTIONS
LPL = Proline® Panel Light	24 = 2' x 4'	D = 4 th Generation	0 = 120-277V	4X = Nominal Lumen Level (middle is default)	MM = Med. Lambertain	8 = 80 CRI 3500/4000/5000K Switchable (4000K is default)	VQ = 0-10V Dimming TT = Daintree® EZ Connect (fixture integrated sensor) TE = Daintree® EZ Connect Non-Upgradable, WIT100	LT = T-Grid	WHITE = White	C4 ^{4,5,6} = ISO 4 rated <i>All options are sold separately as accessories, please see below</i>

ORDERING NOTES:

- ALL LPL UNITS ARE PRICED AS SINGLE UNITS AND MUST BE ORDERED AS SINGLE UNITS IN EVEN QUANTITIES AS THIS PRODUCT IS PACKED TWO PER BOX. IT SHOULD BE NOTED IN RECEIVING DOCUMENTS THAT ONE BOX HAS TWO UNITS AND SHOULD BE RECEIVED AS TWO UNITS.
- All options are accessories that are quickly and easily attached and/or wired to the luminaire in the field by the installer.
- Fixture is field configurable for three different lumen and CCT levels with switches. Switch defaults are the middle level (4350 lumens @37w and 4000K).
- ISO rated fixtures must be installed per manufacturer's instructions to maintain ISO rating.
- ISO rated fixtures available as factory supplied option.
- ISO option for recessed fixtures only, for drywall applications consult factory.

ACCESSORIES	DESCRIPTION CODE	PRODUCT CODE
Drywall Mount Kit 2x4	GESK11	69523
2x4 Surface Mount Kit for Backlit T-Grid	B24 SMK	212463
347V kit	LFAMBADVQFA	93071580
EMBB kit	LFAMBAOVQFAEL	93071576
Wireless Enabled, Daintree® Compatible kit (Most commonly used option for Daintree®)	LCAMBA0TQFA	93071586
Wireless Enabled, Daintree® Compatible with Daintree® WFA 100 kit (Allows for field connectivity to remote sensor)	LCAMBA0TSFA	93071585
Wireless Enabled, Daintree® Compatible + EMBB kit	LCAMBA0TQFAEL	93071579
Wireless Enabled, Daintree® Compatible with Daintree® WFA 100 + EMBB kit	LCAMBA0TSFAEL	93071578
Wireless Enabled, Daintree® Compatible with Daintree® WFA 100 + Emergency Bypass kit (Dual Shunt Relay to be used with building generator backup systems to override dimming - Contact manufacturer prior to ordering to confirm application)	LCAMBA0TSFAB2	93071582

QuickShip

EXAMPLE CONFIGURATIONS	LUMINAIRE LUMENS (SWITCHABLE*)	LUMINAIRE TOTAL SYSTEM WATTS	LUMINAIRE CCT (SWITCHABLE*)	LPW	ONE WEEK 1-100 UNITS
LPL24D04XMM8XXVQLTWHITE	3000/4200/5000	26.5/37/44.5W	3500/4000K/5000K	> 110	YES

Lumination® LED Luminaires

LED Recessed Luminaire
LPL24 Value Series | Panel Light Gen D

Dimensions & Accessories


CUSTOMER NAME

Project Name _____

Date _____ Type _____

Catalog Number _____

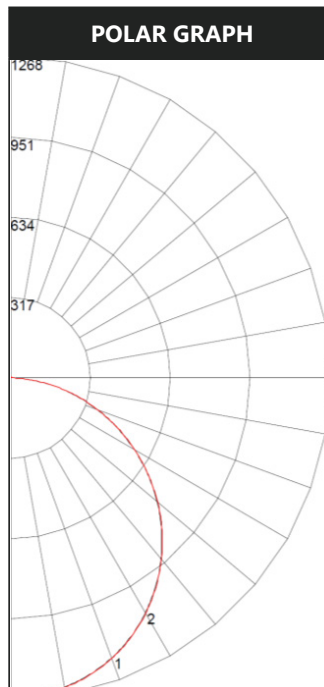
PRODUCT DIMENSIONS



ACCESSORIES AND OPTIONS

Optional Emergency Battery:

Provides 90-minutes of Emergency lighting



ZONAL LUMEN SUMMARY	
Zone	Lumens
0-10	160.65
10-20	464.53
20-30	717.67
30-40	890.54
40-50	959.26
50-60	899.51
60-70	697.64
70-80	403.16
80-90	114.26
90-100	1.54
100-110	0.96
110-120	0.94
120-130	0.89
130-140	0.85
140-150	0.76
150-160	0.61
160-170	0.43
170-180	0.15

Lumination® LED Luminaires

LED Recessed Luminaire
LPL24 Value Series | Panel Light Gen D

Controls and Sensors

CUSTOMER NAME

Project Name _____

Date _____ Type _____

Catalog Number _____

DAINTREE CONTROLS

Daintree® Wireless Controls:

There is no one size fits all for wireless controls. Some networks want simple solutions that reduce energy consumption and meet code compliance while others are more ambitious, looking to capitalize on the LED and controls savings to fund a scalable, enterprise-grade, internet of things solution. The advantage of the Daintree® Wireless platform is its ability to integrate into indoor, outdoor and high bay environments. The Daintree® Wireless Controls provide the infrastructure to future proof your buildings, easily upgrade to Networked solutions and provide the ability to integrate into IoT solutions that are right for your business.

- **Daintree® One:** Standalone Wireless Controls
- **Daintree® EZ Connect:** Room-Based Wireless Lighting Controls
- **Daintree® Networked:** Networked Lighting Controls for Smart Building & IoT Enablement

Daintree® Wireless Controls are already integrated in your favorite Current LED fixtures. Integrating the controls into the fixture cuts labor costs considerably since the sensors are already embedded in the lighting fixtures. There's no need to get above the ceiling plenum and install additional devices. Visit our website <https://products.gecurrent.com> for a complete list of LED Fixtures.

For Product or Technical Questions:

Email: lightingproinfo@gecurrent.com

Phone: +1 888 694 3533, option 2



ProLine®

Every contractor deserves a
Fast, Reliable, and Trusted Lighting Partner