



KTEB-332-UV-PS-L-P

T8 ELECTRONIC BALLAST

Version D2



DESCRIPTION

3×F32T8 | 120-277 Multi-Voltage | HPF | Program Start

STARTING METHOD: Program
LAMP CONNECTION: Parallel
INPUT VOLTAGE: 120-277VAC ±10%
INPUT FREQUENCY: 50/60 Hz
POWER FACTOR: High
WARRANTY: 5 Years



PRODUCT FEATURES

- 2014 DOE Compliant
- Sound Rated: A
- Maximum Ambient Temperature: 105°F, 40°C
- Maximum Case Temperature: 167°F, 75°C
- Meets FCC Part 18 (Class A) Non-Consumer Limits
- Meets ANSI Standard C82.11 and C62.41
- UL, cUL Listed Class P, Type 1 Outdoor
- Anti-Striation Circuitry
- Type HL

ELECTRICAL SPECIFICATIONS

LAMP TYPE	NO. OF LAMPS	INPUT VOLTS	INPUT WATTS	INPUT CURRENT (AMPS)	POWER FACTOR	BALLAST FACTOR	BALLAST EFFICACY FACTOR	MAX THD%	CREST FACTOR	MIN START TEMP	WIRING DIAGRAM
F32T8 (32W)	3	120	76.2	0.65	>0.9	0.78	1.02	10	<1.7	0°F, -18°C	F3-9
		277	74.9	0.27	>0.9	0.78	1.04	10	<1.7	0°F, -18°C	F3-9
	2	120	57.1	0.48	>0.9	0.90	1.58	10	<1.7	0°F, -18°C	F2-16
		277	57.1	0.21	>0.9	0.90	1.58	10	<1.7	0°F, -18°C	F2-16
F32T8 (30W)	3	120	67.0	0.57	>0.9	0.78	1.16	10	<1.7	60°F, 16°C	F3-9
		277	66.0	0.25	>0.9	0.78	1.18	10	<1.7	60°F, 16°C	F3-9
	2	120	53.0	0.45	>0.9	0.90	1.70	10	<1.7	60°F, 16°C	F2-16
		277	52.8	0.20	>0.9	0.90	1.70	12	<1.7	60°F, 16°C	F2-16
F32T8 (28W)	3	120	66.2	0.56	>0.9	0.78	1.18	10	<1.7	60°F, 16°C	F3-9
		277	65.2	0.24	>0.9	0.78	1.20	10	<1.7	60°F, 16°C	F3-9
	2	120	52.3	0.44	>0.9	0.90	1.72	10	<1.7	60°F, 16°C	F2-16
		277	52.0	0.20	>0.9	0.90	1.73	12	<1.7	60°F, 16°C	F2-16
F32T8 (25W)	3	120	59.3	0.50	>0.9	0.78	1.32	10	<1.7	60°F, 16°C	F3-9
		277	58.6	0.22	>0.9	0.78	1.33	10	<1.7	60°F, 16°C	F3-9
	2	120	47.0	0.39	>0.9	0.90	1.91	10	<1.7	60°F, 16°C	F2-16
		277	47.5	0.18	>0.9	0.90	1.89	12	<1.7	60°F, 16°C	F2-16
F25T8	3	120	59.3	0.50	>0.9	0.78	1.32	10	<1.7	0°F, -18°C	F3-9
		277	58.6	0.22	>0.9	0.78	1.33	10	<1.7	0°F, -18°C	F3-9
	2	120	44.5	0.39	>0.9	0.90	2.02	10	<1.7	0°F, -18°C	F2-16
		277	44.5	0.18	>0.9	0.90	2.02	12	<1.7	0°F, -18°C	F2-16
F17T8	3	120	40.6	0.33	>0.9	0.80	1.97	10	<1.7	0°F, -18°C	F3-9
		277	40.7	0.15	>0.9	0.80	1.97	12	<1.7	0°F, -18°C	F3-9
	2	120	32.4	0.27	>0.9	0.92	2.84	10	<1.7	0°F, -18°C	F2-16
		277	32.5	0.13	>0.9	0.92	2.83	15	<1.7	0°F, -18°C	F2-16
F40T8	2	120	70.1	0.60	>0.9	0.84	1.20	10	<1.7	0°F, -18°C	F2-16
		277	68.9	0.25	>0.9	0.84	1.22	10	<1.7	0°F, -18°C	F2-16



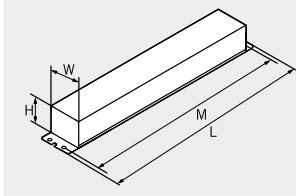
KTEB-332-UV-PS-L-P

T8 ELECTRONIC BALLAST

Version D2

PHYSICAL SPECIFICATIONS

CASE DIMENSIONS



LENGTH	9.50"
WIDTH	1.70"
HEIGHT	1.18"
MOUNTING	9.00"
CASE STYLE	L5

STANDARD LEAD LENGTH*

WHITE	25"
BLACK	25"
BLUE	31"
RED	31"
RED / WHITE	31"
YELLOW	37"

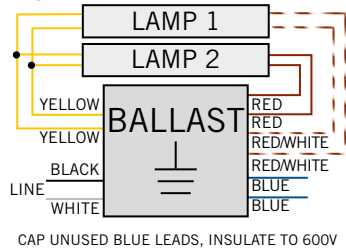
CASE MATERIAL: Steel

Lead wires are
18 AWG 105 C/600V,
solid copper.

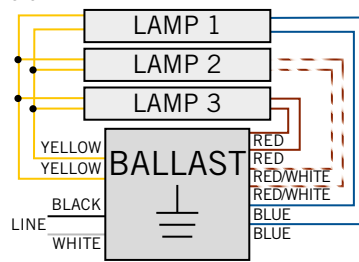
* Consult Keystone for special lead length requirements.

WIRING DIAGRAMS

F2-16



F3-9



ORDERING INFORMATION

ORDER CODE	PACKAGING STYLE	PACK QTY.	ITEM STATUS
KTEB-332-UV-PS-L-P-CP	Carton Pack	10	Quick Ship

NOTE: Version D2 (Manufacturing Revision). Prior versions of this ballast exist. Spec sheets for prior versions available upon request. Contact Keystone for details.

CATALOG NUMBER BREAKDOWN

KTEB-332-UV-PS-L-P-CP

