



# KTEB-232-UV-PS-N-P

## T8 ELECTRONIC BALLAST

Version D1



### DESCRIPTION

2×F32T8 | 120-277 Multi-Voltage | HPF | Program Start

<b>STARTING METHOD:</b> Program
<b>LAMP CONNECTION:</b> Parallel
<b>INPUT VOLTAGE:</b> 120-277VAC ±10%
<b>INPUT FREQUENCY:</b> 50/60 Hz
<b>POWER FACTOR:</b> High
<b>WARRANTY:</b> 5 Years



### PRODUCT FEATURES

- 2014 DOE Compliant
- Sound Rated: A
- Maximum Ambient Temperature: 105°F, 40°C
- Maximum Case Temperature: 167°F, 75°C
- Meets FCC Part 18 (Class A) Non-Consumer Limits
- Meets ANSI Standard C82.11 and C62.41
- UL, cUL Listed Class P, Type 1 Outdoor
- Anti-Striation Circuitry
- Type HL

### ELECTRICAL SPECIFICATIONS

LAMP TYPE	NO. OF LAMPS	INPUT VOLTS	INPUT WATTS	INPUT CURRENT (AMPS)	POWER FACTOR	BALLAST FACTOR	BALLAST EFFICACY FACTOR	MAX THD%	CREST FACTOR	MIN START TEMP	WIRING DIAGRAM
F32T8 (32W)	2	120	58.2	0.50	>0.9	0.88	1.51	10	<1.7	0°F, -18°C	F2-23
		277	57.0	0.22	>0.9	0.88	1.54	10	<1.7	0°F, -18°C	F2-23
	1	120	36.0	0.30	>0.9	1.04	2.89	10	<1.7	0°F, -18°C	F2-23
		277	35.9	0.13	>0.9	1.04	2.90	12	<1.7	0°F, -18°C	F2-23
F32T8 (30W)	2	120	54.6	0.46	>0.9	0.88	1.62	10	<1.7	60°F, 16°C	F2-23
		277	54.0	0.20	>0.9	0.88	1.63	10	<1.7	60°F, 16°C	F2-23
	1	120	33.6	0.28	>0.9	1.04	3.10	10	<1.7	60°F, 16°C	F2-23
		277	33.2	0.12	>0.9	1.04	3.13	12	<1.7	60°F, 16°C	F2-23
F32T8 (28W)	2	120	51.2	0.43	>0.9	0.88	1.72	10	<1.7	60°F, 16°C	F2-23
		277	50.5	0.19	>0.9	0.88	1.74	10	<1.7	60°F, 16°C	F2-23
	1	120	32.2	0.27	>0.9	1.05	3.26	10	<1.7	60°F, 16°C	F2-23
		277	32.3	0.12	>0.9	1.05	3.25	12	<1.7	60°F, 16°C	F2-23
F32T8 (25W)	2	120	45.7	0.39	>0.9	0.88	1.93	10	<1.7	60°F, 16°C	F2-23
		277	45.0	0.17	>0.9	0.88	1.96	10	<1.7	60°F, 16°C	F2-23
	1	120	28.1	0.24	>0.9	1.05	3.74	10	<1.7	60°F, 16°C	F2-23
		277	28.2	0.11	>0.9	1.05	3.72	12	<1.7	60°F, 16°C	F2-23
F25T8	2	120	45.7	0.39	>0.9	0.89	1.95	10	<1.7	0°F, -18°C	F2-23
		277	45.0	0.17	>0.9	0.89	1.98	10	<1.7	0°F, -18°C	F2-23
	1	120	27.8	0.24	>0.9	1.05	3.78	10	<1.7	0°F, -18°C	F2-23
		277	27.8	0.11	>0.9	1.05	3.78	12	<1.7	0°F, -18°C	F2-23
F17T8	2	120	31.8	0.26	>0.9	0.91	2.86	10	<1.7	0°F, -18°C	F2-23
		277	31.9	0.12	>0.9	0.91	2.85	10	<1.7	0°F, -18°C	F2-23
	1	120	20.7	0.17	>0.9	1.07	5.17	10	<1.7	0°F, -18°C	F2-23
		277	21.1	0.08	>0.9	1.07	5.07	12	<1.7	0°F, -18°C	F2-23
F40T8	1	120	43.8	0.37	>0.9	1.00	2.28	10	<1.7	0°F, -18°C	F2-23
		277	43.5	0.16	>0.9	1.00	2.30	12	<1.7	0°F, -18°C	F2-23



# KTEB-232-UV-PS-N-P

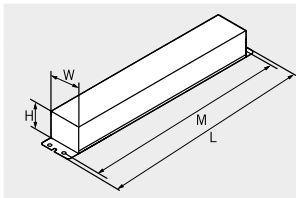
## T8 ELECTRONIC BALLAST

Version D1

LAMP TYPE	NO. OF LAMPS	INPUT VOLTS	INPUT WATTS	INPUT CURRENT (AMPS)	POWER FACTOR	BALLAST FACTOR	BALLAST EFFICACY FACTOR	MAX THD%	CREST FACTOR	MIN START TEMP	WIRING DIAGRAM
PLL 25W	2	120	49.5	0.42	>0.9	0.90	1.82	10	<1.7	0°F, -18°C	P2-4
		277	49.0	0.18	>0.9	0.90	1.84	10	<1.7	0°F, -18°C	P2-4
	1	120	31.5	0.27	>0.9	1.02	3.24	10	<1.7	0°F, -18°C	P2-4
		277	30.9	0.12	>0.9	1.02	3.30	12	<1.7	0°F, -18°C	P2-4
PLL 28W	2	120	57.8	0.48	>0.9	0.93	1.61	10	<1.7	0°F, -18°C	P2-4
		277	57.2	0.21	>0.9	0.93	1.63	10	<1.7	0°F, -18°C	P2-4
	1	120	36.7	0.31	>0.9	1.09	2.97	10	<1.7	0°F, -18°C	P2-4
		277	36.4	0.13	>0.9	1.09	2.99	12	<1.7	0°F, -18°C	P2-4
PLL 40W	1	120	38.9	0.33	>0.9	0.83	2.13	10	<1.7	0°F, -18°C	P2-4
		277	38.7	0.14	>0.9	0.83	2.14	12	<1.7	0°F, -18°C	P2-4

### PHYSICAL SPECIFICATIONS

#### CASE DIMENSIONS



LENGTH	9.50"
WIDTH	1.30"
HEIGHT	1.18"
MOUNTING	9.00"
CASE STYLE	L4

#### STANDARD LEAD LENGTH\*

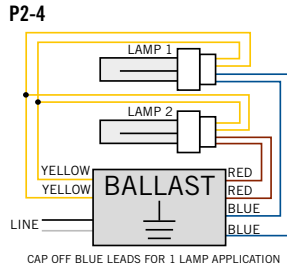
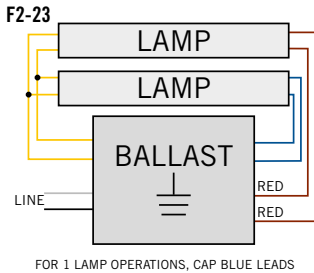
WHITE	25"
BLACK	25"
BLUE	31"
RED	31"
YELLOW	45"

\* Consult Keystone for special lead length requirements.

#### CASE MATERIAL: Steel

Lead wires are  
18 AWG 105 C/600V,  
solid copper.

### WIRING DIAGRAMS



### ORDERING INFORMATION

ORDER CODE	PACKAGING STYLE	PACK QTY.	ITEM STATUS
KTEB-232-UV-PS-N-P-CP	Carton Pack	10	Quick Ship

NOTE: Version D1 (Manufacturing Revision). Prior versions of this ballast exist. Spec sheets for prior versions available upon request. Contact Keystone for details.

### CATALOG NUMBER BREAKDOWN

# KTEB-232-UV-PS-N-P-CP

