

PROJECT NAME: _____ CAT. #: _____
 NOTES: _____ FIXTURE SCHEDULE: _____

LED T8 Linear Replacement Lamp Single/Double Ended Power Glass Series UL TYPE-B



Product Description:

Offering the versatility of single or double ended wiring options in one product SKU, this LED UL Type-B T8 lamp is an easy retrofit into most common linear fluorescent fixtures. In addition to flexible installation features that save installers time and money, the Single-Ended/Double-Ended LED T8 lamp consumes up to 50% less energy than standard fluorescent tubes, providing facilities with long-term operational savings

Features:

- Wattage:
 - 10.5W, 4FT, 1,700 lumens, replaces 32W fluorescent T8
- Universal Voltage: 120V-277V applications
- Color Rendering Index (CRI): ≥80
- Easy retrofit into most common linear fluorescent fixtures
- Simple ballast bypass, single-ended/ double-ended power
- Single Ended Connection can be used with non-shunted lamp holders. Double Ended Connection can be used with shunted lamp holders.
- Instant on
- Mercury free and virtually no UV or IR light
- Non dimmable
- Suitable for damp locations
- All glass construction
- Rated Lifetime @ L70: 50,000 Hours

Ordering Information

L	10.5	T8	SDE	4	
FAMILY	WATTAGE	LAMP TYPE	OPERATION	LENGTH	COLOR TEMPERATURE
L= LED Linear	10.5= 10.5W	T8= T8 tube	SDE= Single-Ended/ Double-Ended	4= 4FT	35-G= 3500K, Glass 40-G= 4000K, Glass 50-G= 5000K, Glass



5-year standard warranty (further details available at www.maxlite.com/warranties)
 Product may be eligible for a warranty extension to 10 years, for an additional fee. Contact MaxLite for details

LED T8 Linear Replacement Lamp

Single/Double Ended Power Glass Series UL TYPE-B

Specifications

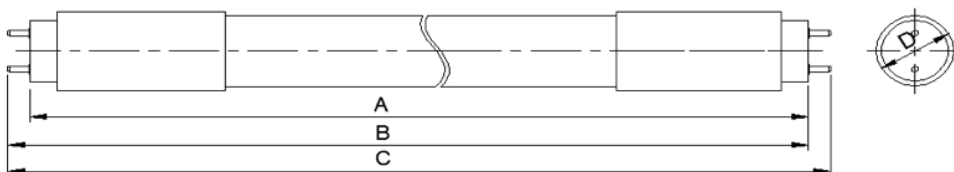
	L10.5T8SDE4XX-G
Power Consumption	10.5W
Lumens Delivered	1700 lm
Efficacy	150 lm/w
CRI	80
Beam Angle	220° +/- 10%
Color Temperature (K)	3500K, 4000K, 5000K
L70 Lumen maintenance	50,000 hours
Power Factor	≥ 0.90
Input Voltage	120V-277V, 50/60 Hz
Operating Temperature	-4°F to 113°F
Lens	Glass
Certification	cULus Classified
Material Usage	RoHS compliant; no mercury
Environment	Damp locations
Warranty	5-year standard warranty

Lighting layouts and spacing criteria available upon request

Order Code

ORDER CODE	MODELS	WATTS	LUMENS	EFFICACY	CCT	CASE QTY
10.5 4FT T8 GLASS MODELS						
105656	L10.5T8SDE435-G	10.5W	1720 lm	161 lm/W	3500K	25pc
105657	L10.5T8SDE440-G		1730 lm	163 lm/W	4000K	
106031	L10.5T8SDE450-G		1760 lm	164 lm/W	5000K	

Dimensions



MODEL	A (INCH)	B (INCH)	C (INCH)	D (INCH)
L10.5T8SDE4xx-G	47.2	47.5	47.8	1.1

LED T8 Linear Replacement Lamp

Single/Double Ended Power Glass Series UL TYPE-B

Relamping Example:

Double Ended Connection


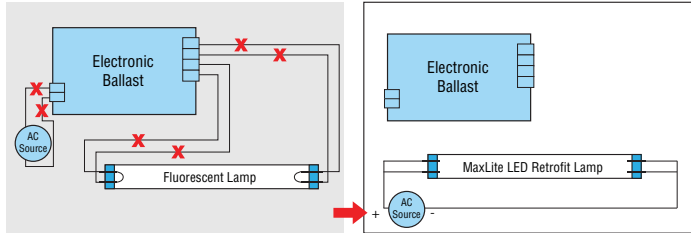


Figure 1. - Double-Ended connection

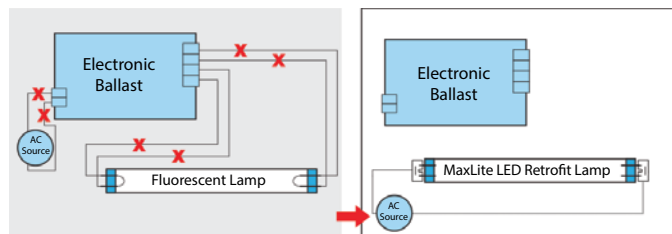


Figure 2. - Retrofit with One Lamp

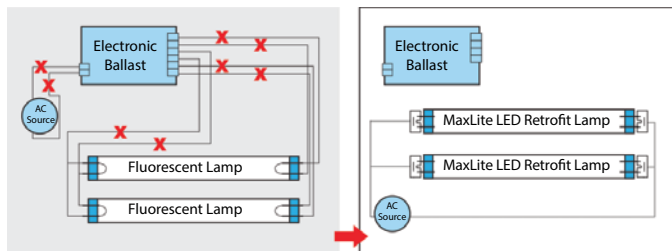


Figure 3. - Retrofit with Two Lamps

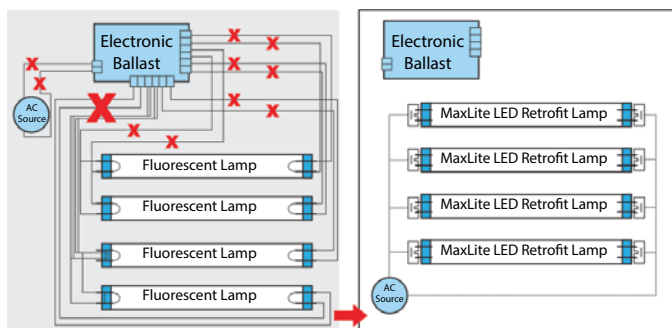


Figure 4. - Retrofit with Three/Four Lamps

Single Ended Connection

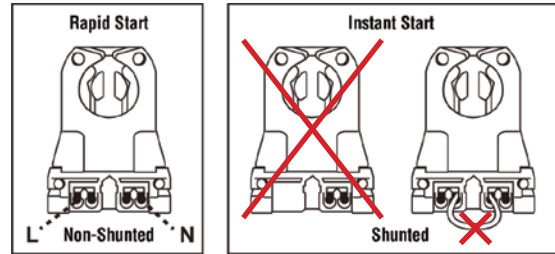


Figure 1. - Non-shunted & Shunted Lamp Holder



Figure 2. - Single sided connection

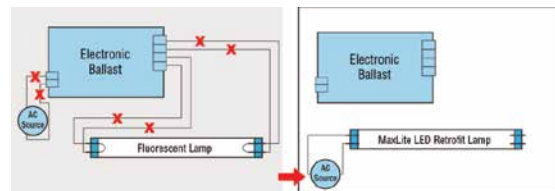


Figure 3. - Retrofit with One Lamp

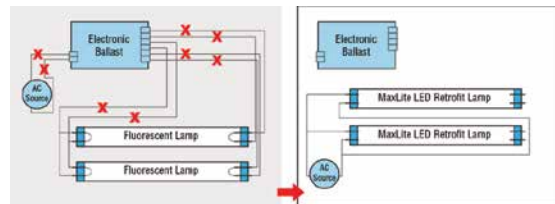


Figure 4. - Retrofit with Two Lamps

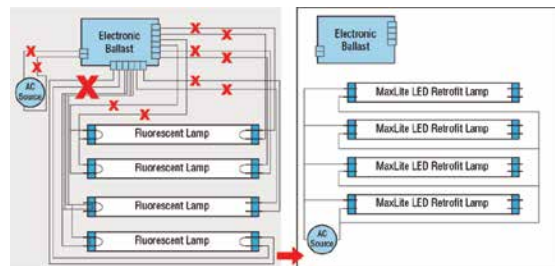


Figure 5. - Retrofit with Three/Four Lamps

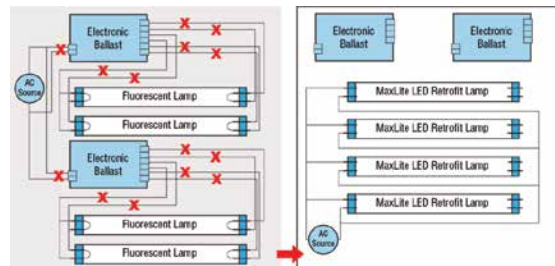


Figure 6. - Retrofit with Three/Four Lamps & Two Ballasts