

# WIDE BODY VEG

## 300W LINEAR LED GROW LIGHT

**PERFECT FOR WIDE  
COVERAGE VEG  
APPLICATIONS!**

### FEATURES

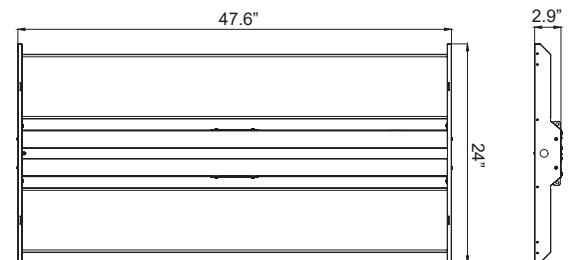
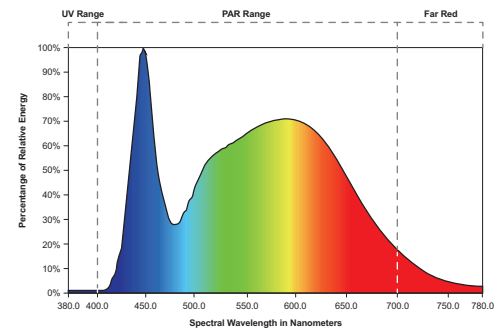
- 300W Full-spectrum LED array
- Over 70% of lighting intensity concentrated within the 120° beam angle
- Superior optics control light distribution while maximizing intensity
- Isolated, vented driver compartment optimizes thermal dissipation
- Wide body design ensures smooth, even light distribution
- 1-10V Dimming
- 120VAC Line cord with plug (6' length)
- 120-277VAC Input
- 5' Adjustable cable mount kit included
- UL Listed for Damp Locations
- Five Year Warranty (Terms and Conditions Apply)



### SPECIFICATIONS

Light Uniformity (avg/min)*:	1.44
Light Uniformity (max/min)*:	1.78
PPFD Avg (400-700nm)*:	217 $\mu\text{mol}/\text{m}^2/\text{s}$
PPFD Max (400-700nm)*:	268 $\mu\text{mol}/\text{m}^2/\text{s}$
PPFD Min (400-700nm)*:	150 $\mu\text{mol}/\text{m}^2/\text{s}$
Lumens:	41,500 lm
Color Temperature (CCT):	5000K
CRI:	$\geq 80$
Mounting Height above Canopy:	24" to 36"
Coverage Area:	Up to 4' x 6'
Typical Power Consumption:	300W
Input Voltage:	120-277VAC
Operating Frequency:	50/60Hz
Operating Temperature:	-20°C to 55°C (-4°F to 131°F)
Dimming:	1-10V Dimming, 10-100%
Lifetime Rating (L70):	100,000 hrs @ 55°C
Warranty:	5 Years

\*NOTE: All measurements taken at 36" above canopy over a 2'x4' coverage area.



### DIMENSIONS

Model	L"	W"	H"
WBVB-300L	47.6	24.0	2.9

### WEIGHT

Model	Packaged Weight	Installed Weight
WBVB-300L	25.5 lbs (11.6kgs)	22.5 lbs (10.2kgs)

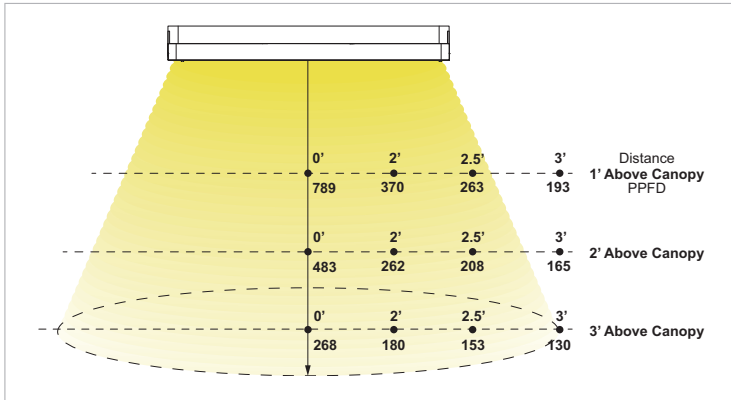
### ORDERING INFORMATION

Example: WBVB-300L

Series/Configuration	Description
WBVB-300L**	300W 4' Linear LED, white full-spectrum veg light

\*\*Minimum order quantities may apply

## LIGHT DISTRIBUTION PERFORMANCE



Mounting height varies depending on the application.

# WIDE BODY VEG

## 320W Linear LED Grow Light

### FEATURES

- 320W Full-spectrum LED array
- Over 70% of lighting intensity concentrated within the 120° beam angle
- Superior optics control light distribution while maximizing intensity
- Isolated, vented driver compartment optimizes thermal dissipation
- Wide body design ensures smooth, even light distribution
- 0-10V Dimming
- 6' 120VAC Line cord with plug
- 120-277VAC Input
- Hook and chain included
- UL Listed for Damp Locations

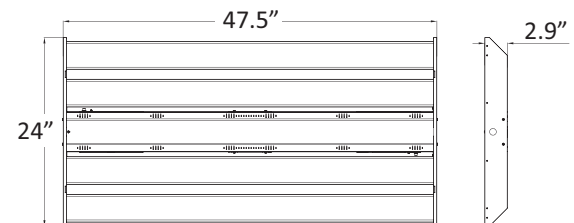
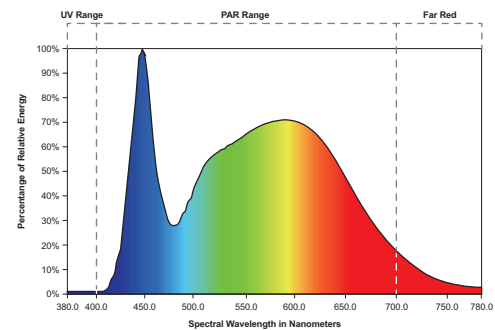
### SPECIFICATIONS

Light Uniformity (avg/min)*:	1.08
Light Uniformity (max/min)*:	1.16
PPFD Avg (400-700nm)*:	255 $\mu\text{mol}/\text{m}^2/\text{s}$
PPFD Max (400-700nm)*:	273 $\mu\text{mol}/\text{m}^2/\text{s}$
PPFD Min (400-700nm)*:	235 $\mu\text{mol}/\text{m}^2/\text{s}$
Lumens:	42,315 lm
Color Temperature (CCT):	5000K
CRI:	$\geq 80$
Mounting Height above Canopy:	24" to 36"
Coverage Area:	Up to 4' x 6'
Typical Power Consumption:	320W
Input Voltage:	120-277VAC
Operating Frequency:	50/60Hz
Operating Temperature:	-40°C to 55°C (-40°F to 131°F) 347VAC and 480VAC available
Dimming:	0-10V
Environment:	cULus Listed for Damp Locations
Power Factor:	$\geq .99$
Lifetime Rating (L70):	79,000 hrs @ 55°C
Certifications:	cULus
Warranty:	5 Years

\*NOTE: All measurements taken at 36" above canopy over a 2'x4' coverage area.



**PERFECT FOR WIDE  
COVERAGE VEG  
APPLICATIONS!**



### DIMENSIONS

Model	L"	W"	H"
WBV-320L	47.5	24.0	2.9

### WEIGHT

Model	Packaged Weight	Installed Weight
WBV-320L	30.0 lbs (13.6kgs)	27.0 lbs (12.2kgs)

### ORDERING INFORMATION

Example: WBV-320L

Series/Configuration	Description
WBV-320L	320W 4' Linear LED white full-spectrum LED veg light