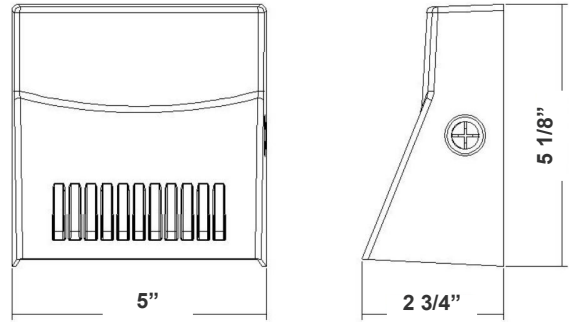


LMW SERIES Outdoor Lighting

LMW-12W-30K
LMW-12W-40K
LMW-12W-50K

Customer Name: _____
Project Name: _____
Note: _____ | Type: _____



5 1/8"(H) x 5"(W) x 2 3/4"(L)

LED mini cutoff wall pack is ideal for general site lighting, alleys, loading docks, doorway, pathway and parking areas, residential areas, balcony, terrace, small shops.

Features

- High Transparent Tempered Glass
- Die-Cast Aluminum With Powder Coat Finish
- 7-Year Warranty

Technical Specifications

Electrical:

- Voltage: 120-277VAC 60Hz
- Wattage: 12W
- Power Factor: >0.9
- Efficacy: 125/ 130/ 135 LPW

Mechanical:

- Die-Cast Aluminum With Powder Coat Finish
- High Transparent Tempered Glass
- Operating Temperature: -40°F to 104°F
- 7-Year Warranty
- IP 54, Suitable for Wet Locations

Lighting:

- Chip: Philips Lumileds Lexeon 3030 High Flux LED
- Total Lumens: 1300LM
- Color Temperatures: 3000K/ 4000K/ 5000K
- Color Rendering Index: CRI ≥ 80
- Beam Angle: 110° X 100°
- Rated life: 70,000 Hrs

Applications:

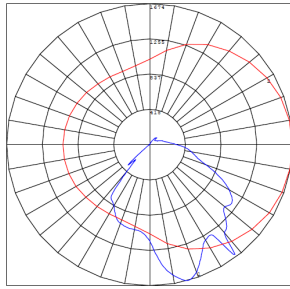
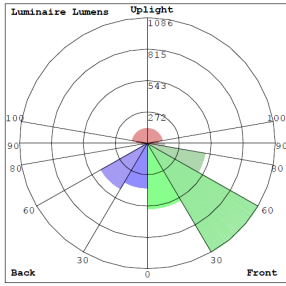
- General site Lighting
- Alleys
- Loading docks
- Doorways
- Pathways
- Parking areas
- Residential area
- Balcony
- Terrace
- Small shops

Other Models:

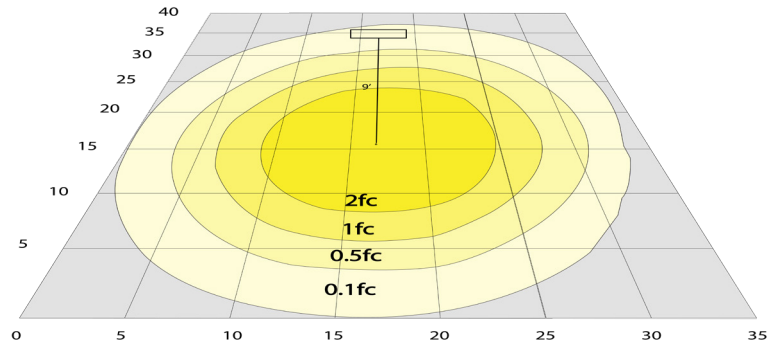
- 12W | 1300LM | LMW-12W-30K-WH
- 12W | 1300LM | LMW-12W-40K-WH
- 12W | 1300LM | LMW-12W-50K-WH



Photometrics: LMW-12W



BUG Rating: B1-U2-G0



Area 40'x 35' Mounting Height: 9'

Other Views:



Lens View



Side View



Front View



Back View

Performance Table: LMW-12W

MODEL NO.	Wattage	Voltage	Lumens	Color Temp.	BUG Rating	LPW
LMW-12W-30K	12W	120~277V	1300LM	3000K	B1-U2-G0	108
LMW-12W-40K	12W	120~277V	1300LM	4000K	B1-U2-G0	108
LMW-12W-50K	12W	120~277V	1300LM	5000K	B1-U2-G0	108

Sample Ordering

Model Wattage Color Temp.

LMW - 12W -

3000K
4000K
5000K

Accessories:

Blank = No Option For Accessories

WMS-POST1-18 = 18" ONE SIDE OPTIONAL POST, BRONZE FINISH

WMS-POST2-18 = 18" TWO SIDE OPTIONAL POST, BRONZE FINISH

WMS-POST1-36 = 36" ONE SIDE OPTIONAL POST, BRONZE FINISH

WMS-POST2-36 = 36" TWO SIDE OPTIONAL POST, BRONZE FINISH

Factory-Installed Options:

Blank = No Option For Accessories

OPT-EM-FM10D= EMERGENCY BACKUP EXTERNAL BATTERY, BACK BOX

OPT-SEN-LMW-3MRLV-5= PROGRAMMABLE MICROWAVE BI-LEVEL SENSOR

OPT-PC-B1 = PHOTOCELL 120-277V

ACCESSORIES:



WMS-POST1-18



WMS-POST2-18



WMS-POST1-36



WMS-POST2-36

FACTORY-INSTALLED OPTIONS:



OPT-EM-FM10D



OPT-SEN-LMW-3MRLV-5



OPT-PC-B1

Example:

1. LMW-12W-50K

(FOR LMW 12W 5000K FIXTURE 120-277V)

2. LMW-12W-50K

(FOR LMW 12W 5000K FIXTURE 120-277V)

WMS-POST1-18

(18" ONE SIDE OPTIONAL POST, BRONZE FINISH)

