

WTZ



407-478-3759
www.ilp-inc.com

NARROW LINEAR VAPOR TIGHT

FEATURES

- Robust & Durable Narrow Body Linear Vapor Tight
- Industry Leading Max Ambient up to 131F
 - Ambient Range -40°F to 131°F (Select Models)
- Extremely High Efficacy up to 156 lm/W
- 2ft, 4ft & 8ft Fixture Lengths
- Lumen Packages Ranging 2,000-24,000
- Surface, Pendant, Wall & Suspended Mounting Options
- Wireless Grouping Controls Options
- Multiple Lens Options
- Fiberglass Body Attributes:
 - F1 Weatherability Rating & 5VA Flame Rating
 - IP65, IP66 & IP67, NEMA4X, NSF, & 1500 PSI Hosedown
- 3000K-5000K CCT
- >80 Color Rendering Index (CRI)
- Calculated L70 >100,000 Hours
- 0-10V Dimmable Driver (100%-10%)
- 5 Year Warranty
- ETL Listed for Wet Location
- DesignLights Consortium® Premium Qualified Luminaire



SUITABLE APPLICATIONS

- Coolers & Freezers • Food & Beverage Preparation • Greenhouse • Pharmaceutical • Healthcare • Education • Industrial • Parking Garage

ORDERING GUIDE:

SERIES	LUMENS (select one)				DRIVER	CCT	LENS		AMBIENT TEMP ¹		
WTZ2 2ft Amazon	2L	3L	4L	6L	U 120-277V	50	RAFL	Ribbed Acrylic Frosted (Std)		BLANK	Standard
						40	SAFL	Shallow Acrylic Frosted		CT	-40°F Cold Start
WTZ4 4ft Amazon	3L	4L	5L	6L		35	SACL	Shallow Acrylic Clear			
	7L	8L	9L	10L		30	SPFL	Shallow Polycarbonate Frosted			
							SPCL	Shallow Polycarbonate Clear			
	12L										
WTZ8 8ft Amazon	6L	8L	10L	12L							
	14L	16L	18L	24L							

OPTIONS		CONTROLS OPTIONS	
Factory Installed		Basic	
SD347 ¹⁸	347V Step Down Transformer	WLOS ^{4,6}	Wet-Location Rated On/Off End Mounted Occupancy Sensor
SD480 ¹⁸	480V Step Down Transformer	WLOSPC ^{4,6}	Wet-Location Rated On/Off End Mounted Occ Sensor w/ Photocell
DIM1	1% Dimming Driver	USBD ^{4,6}	User Selectable Bi-Leveling Dimming End Mounted Sensor
SS	Stainless Steel Latches	BDxx ^{4,6}	Preset Bi-Level Dimming End Mounted Sensor
TPS	Tamper Proof Screws	BDxxPC ^{4,6}	Preset Bi-Level Dimming End Mounted Sensor w/ Photocell
EM7 ⁷	7W Factory Installed Battery Backup	MWS ^{3,4,5,8}	On/Off Microwave Sensor Installed Behind Lens
EM7/HE ^{7,10,19}	7W Factory Installed Battery Backup	MWUSBD ^{3,4,5,8,12}	User Selectable Bi-Level Dimming Microwave Sensor Installed Behind Lens
EM10 ⁷	10W Factory Installed Battery Backup		
EM10/HE ^{7,10,19}	10W Factory Installed Battery Backup		
EM10/HE-SD ^{7,10,19}	10W Factory Installed Self-Diagnosing Battery Backup		
EM12 ⁷	12W Factory Installed Battery Backup		
GTD ⁸	Factory Installed Generator Transfer Device		
LEDBBCT ⁸	Factory Installed Cold Temp Battery Backup		
SP10	10kA Surge Protector Installed		
CORDW/xFT	Wet-location rated cord installed (xFT = Length)		
CORD/6FT/5WIRE	6ft 5-wire cord w/ 1 ground, 2 power, and 2 dimming leads		
3WMR ⁴	3-wire mini receptacle installed		
3WMR/6 ⁴	3-wire mini receptacle installed with 6ft cord		
EMH1 ¹³	1/2" HUB installed in one end of housing for power entry		
EMH2 ¹⁴	1/2" HUB installed in both ends of housing for power entry		
Mounting Options		Ship With Accessories	
HB-xxx-LOOP	Aircraft cables (xx= inches)	ES/PCD ²	EasySense Pre-Programmed Control Device
HUB 3/4 ^{15,17}	Conduit Hub 3/4" for Pendant Mounting	ES/IR ^{2,9}	EasySense Commissioning IR Blaster
FMB ^{16,17}	Fixture Mounting Box for Pendant Mounting	ES/WWSDR	EasySense Dual Rocker Wireless Wall Switch
AB45DEG	45 Degree Stainless Steel Angled Mounting Bracket Set	MW/RC ²	Programming Tool for MWUSBD sensor

¹Reference Ambient Temperature Range Table for more detail (pg. 4) ⁶Does not qualify for NSF Listed ¹¹Must be used w/ ES/PCD & ES/IR for commissioning ¹⁵Must use with FMB for pendant mounting
²One needed per project ⁷Operating temp down to 32°F ¹²Must be used with MW/RC option for commissioning ¹⁶Must use with HUB 3/4 for pendant mounting
³IP65 Rated ⁸Operating temp down to -4°F ¹³Cannot be used with combination of ¹⁷One required per 4ft section
⁴IP66 Rated ⁹Must be used with ES/PCD End Mounted sensor & power cord ¹⁸Reference DLC website for current listing
⁵IP67 Rated ¹⁰CEC Title 20 Compliant ¹⁴Cannot be used w/ End Mounted sensor or power cord ¹⁹Not available on WTZ2



QUICK SHIP ITEMS:

SERIES	LUMENS/WATTAGE	DRIVER	COLOR	PRIMARY LENS
WTZ4 4ft Amazon	4L	U 120-277V	50	RAFL Ribbed Acrylic Frosted
	7L		40	
WTZ8 8ft Amazon	12L	U 120-277V	50	RAFL Ribbed Acrylic Frosted
			40	

NARROW LINEAR VAPOR TIGHT

SYSTEMS INFO ¹	3000K		3500K		4000K		5000K		Watts ²	CRI	DLC Listings	Replaces
	Part Numbers	Lumens	Efficacy	Lumens	Efficacy	Lumens	Efficacy	Lumens				
WTZ2-2L-U-XX-RAFL	2,354 lm	125 lm/W	2,431 lm	129 lm/W	2,532 lm	135 lm/W	2,532 lm	135 lm/W	19W	>80	Premium	1T8
WTZ2-2L-U-XX-SAFL	2,316 lm ³	123 lm/W	2,391 lm	127 lm/W	2,491 lm	132 lm/W	2,491 lm	132 lm/W				
WTZ2-2L-U-XX-SACL	2,511 lm	133 lm/W	2,592 lm	138 lm/W	2,700 lm	143 lm/W	2,700 lm	143 lm/W				
WTZ2-2L-U-XX-SPFL	2,143 lm ³	114 lm/W	2,212 lm ³	118 lm/W	2,305 lm ³	122 lm/W	2,305 lm ³	122 lm/W				
WTZ2-2L-U-XX-SPCL	2,502 lm	133 lm/W	2,583 lm	137 lm/W	2,691 lm	143 lm/W	2,691 lm	143 lm/W				
WTZ2-3L-U-XX-RAFL	3,053 lm	124 lm/W	3,152 lm	128 lm/W	3,283 lm	133 lm/W	3,283 lm	133 lm/W	25W	>80	Premium	1T8
WTZ2-3L-U-XX-SAFL	3,003 lm ³	122 lm/W	3,100 lm ³	126 lm/W	3,229 lm	131 lm/W	3,229 lm	131 lm/W				
WTZ2-3L-U-XX-SACL	3,256 lm	132 lm/W	3,361 lm	136 lm/W	3,501 lm	142 lm/W	3,501 lm	142 lm/W				
WTZ2-3L-U-XX-SPFL	2,779 lm ³	113 lm/W	2,869 lm ³	116 lm/W	2,988 lm ³	121 lm/W	2,988 lm ³	121 lm/W				
WTZ2-3L-U-XX-SPCL	3,244 lm	131 lm/W	3,349 lm	136 lm/W	3,489 lm	141 lm/W	3,489 lm	141 lm/W				
WTZ2-4L-U-XX-RAFL	3,877 lm ³	122 lm/W	4,002 lm	126 lm/W	4,169 lm	132 lm/W	4,169 lm	132 lm/W	32W	>80	Premium	2T8
WTZ2-4L-U-XX-SAFL	3,814 lm ³	120 lm/W	3,937 lm ³	124 lm/W	4,101 lm	129 lm/W	4,101 lm	129 lm/W				
WTZ2-4L-U-XX-SACL	4,134 lm	131 lm/W	4,268 lm	135 lm/W	4,445 lm	140 lm/W	4,445 lm	140 lm/W				
WTZ2-4L-U-XX-SPFL	3,529 lm ³	111 lm/W	3,643 lm ³	115 lm/W	3,795 lm ³	120 lm/W	3,795 lm ³	120 lm/W				
WTZ2-4L-U-XX-SPCL	4,120 lm	130 lm/W	4,253 lm	134 lm/W	4,430 lm	140 lm/W	4,430 lm	140 lm/W				
WTZ2-6L-U-XX-RAFL	4,968 lm	124 lm/W	4,128 lm	128 lm/W	5,342 lm	134 lm/W	5,342 lm	134 lm/W	40W	>80	Premium	3T8
WTZ2-6L-U-XX-SAFL	4,887 lm ³	122 lm/W	5,044 lm ³	126 lm/W	5,254 lm	131 lm/W	5,254 lm	131 lm/W				
WTZ2-6L-U-XX-SACL	5,297 lm	133 lm/W	5,468 lm	137 lm/W	5,696 lm	143 lm/W	5,696 lm	143 lm/W				
WTZ2-6L-U-XX-SPFL	4,522 lm ³	113 lm/W	4,669 lm ³	117 lm/W	4,862 lm ³	122 lm/W	4,862 lm ³	122 lm/W				
WTZ2-6L-U-XX-SPCL	5,279 lm	132 lm/W	5,449 lm	136 lm/W	5,676 lm	142 lm/W	5,676 lm	142 lm/W				
WTZ4-3L-U-XX-RAFL	2,822 lm	134 lm/W	2,913 lm	138 lm/W	3,034 lm	144 lm/W	3,034 lm	144 lm/W	21W	>80	Premium	1T8
WTZ4-3L-U-XX-SAFL	2,775 lm	132 lm/W	2,865 lm	136 lm/W	2,984 lm	142 lm/W	2,984 lm	142 lm/W				
WTZ4-3L-U-XX-SACL	3,009 lm	143 lm/W	3,106 lm	148 lm/W	3,235 lm	154 lm/W	3,235 lm	154 lm/W				
WTZ4-3L-U-XX-SPFL	2,568 lm ³	122 lm/W	2,651 lm ³	126 lm/W	2,762 lm	131 lm/W	2,762 lm	131 lm/W				
WTZ4-3L-U-XX-SPCL	2,998 lm	142 lm/W	3,095 lm	147 lm/W	3,224 lm	153 lm/W	3,224 lm	153 lm/W				
WTZ4-4L-U-XX-RAFL	3,789 lm	132 lm/W	3,911 lm	137 lm/W	4,074 lm	142 lm/W	4,074 lm	142 lm/W	29W	>80	Premium	2T8
WTZ4-4L-U-XX-SAFL	3,727 lm	130 lm/W	3,847 lm	134 lm/W	4,007 lm	140 lm/W	4,007 lm	140 lm/W				
WTZ4-4L-U-XX-SACL	4,040 lm	141 lm/W	4,170 lm	146 lm/W	4,344 lm	152 lm/W	4,344 lm	152 lm/W				
WTZ4-4L-U-XX-SPFL	3,449 lm ³	120 lm/W	3,560 lm ³	124 lm/W	3,708 lm	130 lm/W	3,708 lm	130 lm/W				
WTZ4-4L-U-XX-SPCL	4,026 lm	141 lm/W	4,156 lm	145 lm/W	4,329 lm	151 lm/W	4,329 lm	151 lm/W				
WTZ4-5L-U-XX-RAFL	4,837 lm	127 lm/W	4,993 lm	132 lm/W	5,201 lm	137 lm/W	5,201 lm	137 lm/W	38W	>80	Premium	1T5HO
WTZ4-5L-U-XX-SAFL	4,758 lm	125 lm/W	4,911 lm	129 lm/W	5,116 lm	135 lm/W	5,116 lm	135 lm/W				
WTZ4-5L-U-XX-SACL	5,158 lm	136 lm/W	5,324 lm	140 lm/W	5,546 lm	146 lm/W	5,546 lm	146 lm/W				
WTZ4-5L-U-XX-SPFL	4,403 lm ³	116 lm/W	4,545 lm ³	120 lm/W	4,734 lm ³	125 lm/W	4,734 lm ³	125 lm/W				
WTZ4-5L-U-XX-SPCL	5,140 lm	135 lm/W	5,306 lm	140 lm/W	5,527 lm	146 lm/W	5,527 lm	146 lm/W				
WTZ4-6L-U-XX-RAFL	6,050 lm	128 lm/W	6,245 lm	132 lm/W	6,505 lm	137 lm/W	6,505 lm	137 lm/W	47W	>80	Premium	3T8
WTZ4-6L-U-XX-SAFL	5,950 lm	126 lm/W	6,142 lm	130 lm/W	6,398 lm	135 lm/W	6,398 lm	135 lm/W				
WTZ4-6L-U-XX-SACL	6,451 lm	136 lm/W	6,659 lm	141 lm/W	6,936 lm	146 lm/W	6,936 lm	146 lm/W				
WTZ4-6L-U-XX-SPFL	5,506 lm ³	116 lm/W	5,684 lm ³	120 lm/W	5,921 lm ³	125 lm/W	5,921 lm ³	125 lm/W				
WTZ4-6L-U-XX-SPCL	6,428 lm	136 lm/W	6,636 lm	140 lm/W	6,912 lm	146 lm/W	6,912 lm	146 lm/W				
WTZ4-7L-U-XX-RAFL	7,021 lm	127 lm/W	7,247 lm	131 lm/W	7,549 lm	137 lm/W	7,549 lm	137 lm/W	55W	>80	Premium	3T8
WTZ4-7L-U-XX-SAFL	6,905 lm	125 lm/W	7,128 lm	129 lm/W	7,425 lm	134 lm/W	7,425 lm	134 lm/W				
WTZ4-7L-U-XX-SACL	7,486 lm	136 lm/W	7,728 lm	140 lm/W	8,050 lm	146 lm/W	8,050 lm	146 lm/W				
WTZ4-7L-U-XX-SPFL	6,390 lm ³	116 lm/W	6,596 lm ³	119 lm/W	6,871 lm ³	124 lm/W	6,871 lm ³	124 lm/W				
WTZ4-7L-U-XX-SPCL	7,460 lm	135 lm/W	7,701 lm	139 lm/W	8,022 lm	145 lm/W	8,022 lm	145 lm/W				
WTZ4-8L-U-XX-RAFL	8,061 lm	132 lm/W	8,321 lm	136 lm/W	8,668 lm	142 lm/W	8,668 lm	142 lm/W	61W	>80	Premium	2T5HO
WTZ4-8L-U-XX-SAFL	7,929 lm	130 lm/W	8,185 lm	134 lm/W	8,526 lm	139 lm/W	8,526 lm	139 lm/W				
WTZ4-8L-U-XX-SACL	8,596 lm	140 lm/W	8,873 lm	145 lm/W	9,243 lm	151 lm/W	9,243 lm	151 lm/W				
WTZ4-8L-U-XX-SPFL	7,337 lm ³	120 lm/W	7,574 lm ³	124 lm/W	7,890 lm	129 lm/W	7,890 lm	129 lm/W				
WTZ4-8L-U-XX-SPCL	8,566 lm	140 lm/W	8,842 lm	144 lm/W	9,211 lm	150 lm/W	9,211 lm	150 lm/W				

NARROW LINEAR VAPOR TIGHT

SYSTEMS INFO ¹	3000K		3500K		4000K		5000K		Watts ²	CRI	DLC Listings	Replaces
	Part Numbers	Lumens	Efficacy	Lumens	Efficacy	Lumens	Efficacy	Lumens				
WTZ4-9L-U-XX-RAFL	8,703 lm	133 lm/W	8,984 lm	137 lm/W	9,358 lm	143 lm/W	9,358 lm	143 lm/W	66W	>80	Premium	2T5HO
WTZ4-9L-U-XX-SAFL	8,560 lm	131 lm/W	8,826 lm	135 lm/W	9,205 lm	141 lm/W	9,205 lm	141 lm/W				
WTZ4-9L-U-XX-SACL	9,280 lm	142 lm/W	9,579 lm	146 lm/W	9,978 lm	152 lm/W	9,978 lm	152 lm/W				
WTZ4-9L-U-XX-SPFL	7,921 lm ³	121 lm/W	8,177 lm ³	125 lm/W	8,518 lm	130 lm/W	8,518 lm	130 lm/W				
WTZ4-9L-U-XX-SPCL	9,248 lm	141 lm/W	9,546 lm	146 lm/W	9,944 lm	152 lm/W	9,944 lm	152 lm/W				
WTZ4-10L-U-XX-RAFL	9,528 lm	132 lm/W	9,835 lm	136 lm/W	10,245 lm	141 lm/W	10,245 lm	141 lm/W	73W	>80	Premium	4T8
WTZ4-10L-U-XX-SAFL	9,372 lm	129 lm/W	9,674 lm	134 lm/W	10,077 lm	139 lm/W	10,077 lm	139 lm/W				
WTZ4-10L-U-XX-SACL	10,160 lm	140 lm/W	10,487 lm	145 lm/W	10,924 lm	151 lm/W	10,924 lm	151 lm/W				
WTZ4-10L-U-XX-SPFL	8,672 lm ³	120 lm/W	8,952 lm ³	124 lm/W	9,325 lm	129 lm/W	9,325 lm	129 lm/W				
WTZ4-10L-U-XX-SPCL	10,124 lm	140 lm/W	10,451 lm	144 lm/W	10,886 lm	150 lm/W	10,886 lm	150 lm/W				
WTZ4-12L-U-XX-RAFL	12,099 lm	130 lm/W	12,490 lm	134 lm/W	13,010 lm	139 lm/W	13,010 lm	139 lm/W	93W	>80	Premium	3T5HO
WTZ4-12L-U-XX-SAFL	11,901 lm	128 lm/W	12,285 lm	132 lm/W	12,797 lm	137 lm/W	12,797 lm	137 lm/W				
WTZ4-12L-U-XX-SACL	12,902 lm	138 lm/W	13,318 lm	143 lm/W	13,873 lm	149 lm/W	13,873 lm	149 lm/W				
WTZ4-12L-U-XX-SPFL	11,013 lm ³	118 lm/W	11,368 lm ³	122 lm/W	11,842 lm	127 lm/W	11,842 lm	127 lm/W				
WTZ4-12L-U-XX-SPCL	12,857 lm	138 lm/W	13,271 lm	142 lm/W	13,824 lm	148 lm/W	13,824 lm	148 lm/W				
WTZ8-6L-U-XX-RAFL	6,314 lm	136 lm/W	6,517 lm	140 lm/W	6,789 lm	146 lm/W	6,789 lm	146 lm/W	47W	>80	Premium	2T8
WTZ8-6L-U-XX-SAFL	6,210 lm	134 lm/W	6,411 lm	138 lm/W	6,678 lm	144 lm/W	6,678 lm	144 lm/W				
WTZ8-6L-U-XX-SACL	6,732 lm	145 lm/W	6,950 lm	150 lm/W	7,239 lm	156 lm/W	7,239 lm	156 lm/W				
WTZ8-6L-U-XX-SPFL	5,747 lm	124 lm/W	5,932 lm	128 lm/W	6,179 lm	133 lm/W	6,179 lm	133 lm/W				
WTZ8-6L-U-XX-SPCL	6,709 lm	144 lm/W	6,925 lm	149 lm/W	7,214 lm	155 lm/W	7,214 lm	155 lm/W				
WTZ8-8L-U-XX-RAFL	8,307 lm	132 lm/W	8,575 lm	137 lm/W	8,932 lm	142 lm/W	8,932 lm	142 lm/W	63W	>80	Premium	2T8
WTZ8-8L-U-XX-SAFL	8,171 lm	130 lm/W	8,434 lm	134 lm/W	8,786 lm	140 lm/W	8,786 lm	140 lm/W				
WTZ8-8L-U-XX-SACL	8,858 lm	141 lm/W	9,143 lm	146 lm/W	9,524 lm	152 lm/W	9,524 lm	152 lm/W				
WTZ8-8L-U-XX-SPFL	7,561 lm ³	121 lm/W	7,805 lm ³	124 lm/W	8,130 lm	130 lm/W	8,130 lm	130 lm/W				
WTZ8-8L-U-XX-SPCL	8,827 lm	141 lm/W	9,112 lm	145 lm/W	9,491 lm	151 lm/W	9,491 lm	151 lm/W				
WTZ8-10L-U-XX-RAFL	9,802 lm	129 lm/W	10,118 lm	133 lm/W	10,540 lm	138 lm/W	10,540 lm	138 lm/W	76W	>80	Premium	3T5HO
WTZ8-10L-U-XX-SAFL	9,641 lm	127 lm/W	9,953 lm	131 lm/W	10,367 lm	136 lm/W	10,367 lm	136 lm/W				
WTZ8-10L-U-XX-SACL	10,452 lm	137 lm/W	10,789 lm	142 lm/W	11,239 lm	148 lm/W	11,239 lm	148 lm/W				
WTZ8-10L-U-XX-SPFL	8,922 lm ³	117 lm/W	9,210 lm ³	121 lm/W	9,594 lm	126 lm/W	9,594 lm	126 lm/W				
WTZ8-10L-U-XX-SPCL	10,416 lm	137 lm/W	10,752 lm	141 lm/W	11,200 lm	147 lm/W	11,200 lm	147 lm/W				
WTZ8-12L-U-XX-RAFL	10,968 lm	135 lm/W	11,321 lm	139 lm/W	11,793 lm	145 lm/W	11,793 lm	145 lm/W	81W	>80	Premium	6T8
WTZ8-12L-U-XX-SAFL	10,788 lm	133 lm/W	11,136 lm	137 lm/W	11,600 lm	143 lm/W	11,600 lm	143 lm/W				
WTZ8-12L-U-XX-SACL	11,695 lm	144 lm/W	12,072 lm	148 lm/W	12,575 lm	155 lm/W	12,575 lm	155 lm/W				
WTZ8-12L-U-XX-SPFL	9,983 lm ³	123 lm/W	10,305 lm	127 lm/W	10,734 lm	132 lm/W	10,734 lm	132 lm/W				
WTZ8-12L-U-XX-SPCL	11,654 lm	143 lm/W	12,030 lm	148 lm/W	12,531 lm	154 lm/W	12,531 lm	154 lm/W				
WTZ8-14L-U-XX-RAFL	13,468 lm	130 lm/W	13,903 lm	134 lm/W	14,482 lm	140 lm/W	14,482 lm	140 lm/W	103W	>80	Premium	6T8
WTZ8-14L-U-XX-SAFL	13,247 lm	128 lm/W	13,675 lm	132 lm/W	14,245 lm	138 lm/W	14,245 lm	138 lm/W				
WTZ8-14L-U-XX-SACL	14,361 lm	139 lm/W	14,825 lm	143 lm/W	15,442 lm	149 lm/W	15,442 lm	149 lm/W				
WTZ8-14L-U-XX-SPFL	12,259 lm ³	119 lm/W	12,654 lm ³	122 lm/W	13,182 lm	127 lm/W	13,182 lm	127 lm/W				
WTZ8-14L-U-XX-SPCL	14,311 lm	138 lm/W	14,773 lm	143 lm/W	15,389 lm	149 lm/W	15,389 lm	149 lm/W				
WTZ8-16L-U-XX-RAFL	15,218 lm	130 lm/W	15,709 lm	134 lm/W	16,363 lm	139 lm/W	16,363 lm	139 lm/W	117W	>80	Premium	4T5HO
WTZ8-16L-U-XX-SAFL	14,968 lm	128 lm/W	15,451 lm	132 lm/W	16,095 lm	137 lm/W	16,095 lm	137 lm/W				
WTZ8-16L-U-XX-SACL	16,227 lm	138 lm/W	16,750 lm	143 lm/W	17,448 lm	149 lm/W	17,448 lm	149 lm/W				
WTZ8-16L-U-XX-SPFL	13,851 lm ³	118 lm/W	14,298 lm ³	122 lm/W	14,894 lm	127 lm/W	14,894 lm	127 lm/W				
WTZ8-16L-U-XX-SPCL	16,170 lm	138 lm/W	16,692 lm	142 lm/W	17,387 lm	148 lm/W	17,387 lm	148 lm/W				
WTZ8-18L-U-XX-RAFL	16,614 lm	136 lm/W	17,149 lm	140 lm/W	17,864 lm	146 lm/W	17,864 lm	146 lm/W	122W	>80	Premium	6T5HO
WTZ8-18L-U-XX-SAFL	16,341 lm	134 lm/W	16,868 lm	138 lm/W	17,571 lm	144 lm/W	17,571 lm	144 lm/W				
WTZ8-18L-U-XX-SACL	17,715 lm	145 lm/W	18,286 lm	150 lm/W	19,048 lm	156 lm/W	19,048 lm	156 lm/W				
WTZ8-18L-U-XX-SPFL	15,122 lm	124 lm/W	15,609 lm	128 lm/W	16,260 lm	133 lm/W	16,260 lm	133 lm/W				
WTZ8-18L-U-XX-SPCL	17,654 lm	144 lm/W	18,223 lm	149 lm/W	18,982 lm	155 lm/W	18,982 lm	155 lm/W				
WTZ8-24L-U-XX-RAFL	21,936 lm	136 lm/W	22,644 lm	140 lm/W	23,587 lm	146 lm/W	23,587 lm	146 lm/W	162W	>80	Premium	6T5HO
WTZ8-24L-U-XX-SAFL	21,576 lm	134 lm/W	22,272 lm	138 lm/W	23,200 lm	144 lm/W	23,200 lm	144 lm/W				
WTZ8-24L-U-XX-SACL	23,390 lm	145 lm/W	24,145 lm	149 lm/W	25,151 lm	156 lm/W	25,151 lm	156 lm/W				
WTZ8-24L-U-XX-SPFL	19,966 lm ³	124 lm/W	20,610 lm	128 lm/W	21,469 lm	133 lm/W	21,469 lm	133 lm/W				
WTZ8-24L-U-XX-SPCL	23,309 lm	144 lm/W	24,061 lm	149 lm/W	25,064 lm	155 lm/W	25,064 lm	155 lm/W				

¹Values are nominal, see IES file for more detail

²Electrical data at 25C (77F). Actual wattage may differ by +/-10%.

³DLC Standard

NARROW LINEAR VAPOR TIGHT

AMBIENT TEMPERATURE RANGE

Part Numbers	Suspended (18 in.)	Surface Mount
	Standard ¹	Standard ¹
WTZ2-2L-U-XX-RAFL	-4°F to 127°F	-4°F to 126°F
WTZ2-3L-U-XX-RAFL	-4°F to 122°F	-4°F to 112°F
WTZ2-4L-U-XX-RAFL	-4°F to 115°F	-4°F to 103°F
WTZ2-6L-U-XX-RAFL	-4°F to 110°F	-4°F to 96°F
WTZ4-3L-U-XX-RAFL	-4°F to 132°F	-4°F to 130°F
WTZ4-4L-U-XX-RAFL	-4°F to 129°F	-4°F to 122°F
WTZ4-5L-U-XX-RAFL	-4°F to 127°F	-4°F to 115°F
WTZ4-6L-U-XX-RAFL	-4°F to 126°F	-4°F to 113°F
WTZ4-7L-U-XX-RAFL	-4°F to 125°F	-4°F to 111°F
WTZ4-8L-U-XX-RAFL	-40°F to 124°F	-40°F to 108°F
WTZ4-9L-U-XX-RAFL	-4°F to 122°F	-4°F to 104°F
WTZ4-10L-U-XX-RAFL	-40°F to 130°F	-40°F to 119°F
WTZ4-12L-U-XX-RAFL	-40°F to 129°F	-40°F to 118°F
WTZ8-6L-U-XX-RAFL	-4°F to 122°F	-4°F to 117°F
WTZ8-8L-U-XX-RAFL	-40°F to 129°F	-40°F to 115°F
WTZ8-10L-U-XX-RAFL	-4°F to 127°F	-4°F to 115°F
WTZ8-12L-U-XX-RAFL	-40°F to 124°F	-40°F to 120°F
WTZ8-14L-U-XX-RAFL	-4°F to 125°F	-4°F to 111°F
WTZ8-16L-U-XX-RAFL	-40°F to 122°F	-40°F to 110°F
WTZ8-18L-U-XX-RAFL	-40°F to 145°F	-40°F to 133°F
WTZ8-24L-U-XX-RAFL	-40°F to 122°F	-40°F to 107°F

¹CT Cold Temp Start Driver (-40°F) Available for (-4°F) standard products

SPECIFICATIONS

CONSTRUCTION

Injection molded one piece 5VA rated fiberglass body with chemical resistant finish for rigidity, durability and prolonged life in rough environments. F1 weatherability rated housing. Toolless removable gear tray for quick and easy access to electrical. Captive latches fastened to housing to safely secure lens to housing. Designed to achieve maximum performance and improved aesthetics.

ELECTRICAL

Class 2 LED light engine for high efficacy and long life. Calculated L70 > 100,000hrs. LED Lumen Maintenance Estimates based on TM-21 projections for the light source at 25C ambient. Power Factor > 0.90. Standard 120-277 Vac 0-10V dimmable (10% - 100%) with optional 347V - 480Vac step down transformer. Optional emergency battery backups and generator transfer device available to meet critical life safety lighting requirements. Fixture max ambient reduced for emergency battery backup and step down options.

INSTALLATION

Designed for a variety of mounting applications including surface, pendant, 45 degree wall mount and suspended. Pre-drilled holes on each side of fixture for electrical access and wiring. Hole plugged from factory with rubbered IP rated seal. 1/2" HUBs available for threaded power entry from both ends. Toolless hinged removable gear tray for quick and easy access to electrical.

WARRANTY

5 Year Warranty (Terms and Conditions apply)

OPTICS

Robust injection molded and impact resistant PMMA lens options for durability and LED glare reduction. Standard Ribbed Acrylic Frosted (RAFL), with optional Shallow Acrylic Frosted (SAFL), Shallow Acrylic Clear (SACL), Shallow Polycarbonate Frosted (SPFL) and Shallow Polycarbonate Clear (SPCL) lens options. Field removeable lens for easy access to LED boards, drivers and maintenance.

THERMAL

Ambient temperature range -40°F up to 131°F (-40°C to 55°C) on select models with cold start ambient temperature options. Fixture to be mounted at a minimum plenum height of 18" for suspended mounting. Reduced maximum ambient for surface mounting. Reference Ambient Temperature Ratings by lumen package in the Ambient Temperature Range table for more detail.

CONTROLS

Factory installed Advanced & Basic integral occupancy sensor options available. Fully control light levels for both occupied and unoccupied areas with user selectable bi-level dimming options to meet critical life safety lighting requirements. Advanced controls available for grouping capabilities and BAS operation. See controls pg for more detail (pg. 5).

CERTIFICATIONS

ETL Listed to US and Canadian safety standards. Suitable for Wet Locations. American Recovery and Reinvestment Act Funding Compliant. BAA Compliant. IP65, IP66, IP67 Rated. NSF Listed. 1500 PSI Hosedown Rated. DLC (DesignLights Consortium) Premium Qualified. Please refer to the DLC Qualified Products List at www.Designlights.org/QPL to confirm specific product qualifications.

NARROW LINEAR VAPOR TIGHT

CONTROLS OPTIONS

BASIC

WLOS

Standard on/off wet location rated PIR occupancy sensor. Comes with 360 degree lens. Sensor mounted off end of fixture.

WLOSPC

Standard on/off wet location rated PIR occupancy sensor with photocell control. When installed, fixture will not activate unless 1. motion is detected and 2. light levels are below the preset level. When activated, fixture will turn on to 100% light output and will only shut off when one of the two levels listed above are met. If no motion is detected and light levels fall below preset level the fixture remains off. Sensor mounted off end of fixture.

USBD

User Selectable Bi-Level Dimming wet location rated PIR occupancy sensor. Allows the end user to manually select the unoccupied dimming level. Once motion is detected, the fixture will return to 100% light output. Sensor mounted off end of fixture.

BDxx

Factory set Bi-Level Dimming wet location rated PIR occupancy sensor. Sensor is set to dim level, as indicated in the "xx" portion of the part number, when the area is unoccupied. Example: BD20 sets the fixture to dim down to 20% lumen output when the area is unoccupied. Once motion is detected, the fixture will return to 100% light output. Sensor mounted off end of fixture.

BDxxPC

Factory set Bi-Level Dimming wet location rated PIR occupancy sensor with photocell. Sensor is set to dim level as indicated in the "xx" portion of the part number, when the area is unoccupied and will not return to 100% light output unless 1. motion is detected and 2. the light level is below the preset level. Example: BD20PC sets the fixture to dim down to 20% lumen output when the area is unoccupied and will not return to 100% light output unless the above conditions are met for both motion light level readings. Sensor mounted off end of fixture.

MWS

Standard on/off wet location rated microwave occupancy sensor. Sensor installed on LED gear tray behind lens.

MWUSBD

User Selectable Bi-Level Dimming wet location rated microwave occupancy sensor. Allows the end user to manually select the unoccupied dimming level. Once motion is detected, the fixture will return to 100% light output. Requires use of MW/RC programming tool; one needed per project. Sensor installed on LED gear tray behind lens.

ADVANCED

Philips ES/HB

EasySense wet location rated PIR occupancy sensor combines occupancy sensing, daylight harvesting and institutional tuning in one solution. Each device allows you to turn on/off occupancy and/or daylight harvesting functions as well as set the full light output, background light level, occupancy prolong time, occupancy grace fading time and occupancy time out/hold time. Requires use of EasySense Pre-Programmed Control Device (ES/PCD) and Commissioning IR Blaster (ES/IR); one of each needed per project. Sensor mounted off end of fixture.

Legrand FSP-311B

FSP-311 wet location rated PIR occupancy sensor offers fully adjustable high and low dimmed light levels with optional photocell. Hold off setpoint with automatic calibration option. Adjustable time delay and cut off delay. Sensor adjustable programming via iOS or Android 'Sensor Configuration' App. Sensor mounted off end of fixture.

Enlighted 5S/HRW/IL

Enlighted wet location rated PIR occupancy sensor bundled system with 5E sensor (SU-5S-HRW-IL), Control Unit (CU-4E-FM) and Cable (CBL-5E-CU4-30N). Fixtures are controlled based on occupancy and ambient light. Includes ability to group fixtures together and connect to a wireless wall switch to zone fixtures for group operation. Provided factory installed components only. Inquire for Enlighted system. Inquire with factory for customer supplied factory installed components. Contact factory for more information. Sensor mounted off end of fixture.

Enlighted 5S/HRW/CL

Enlighted wet location rated PIR occupancy sensor bundled system with 5E sensor (SU-5S-HRW-CL), Control Unit (CU-4E-FM) and Cable (CBL-5E-CU4-30N). Fixtures are controlled based on occupancy and ambient light. Includes individual lighting attributes plus connection to Enlighted Energy Manager. The Energy Manager provides data analysis for all data collected by the Enlighted Smart Sensors for energy, occupancy and environment. Inquire for Enlighted system. Inquire with factory for customer supplied factory installed components. Contact factory for more information. Sensor mounted off end of fixture.

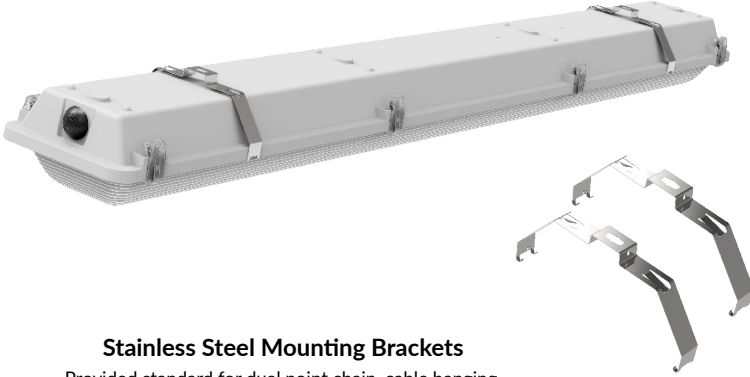
Enlighted 5S/HRW/IOT

Enlighted wet location rated PIR occupancy sensor bundled system with 5E sensor (SU-5S-HRW-IOT), Control Unit (CU-4E-FM) and Cable (CBL-5E-CU4-30N). Fixtures are controlled based on occupancy and ambient light. Includes individual lighting attributes plus connection to Enlighted Energy Manager. The Energy Manager provides data analysis for all data collected by the Enlighted Smart Sensors for energy, occupancy and environment. Additionally, the IOT functionality takes the data access and function beyond just lighting to a wide range of applications beyond the standard connected lighting controls. Inquire for Enlighted system. Inquire with factory for customer supplied factory installed components. Contact factory for more information. Sensor mounted off end of fixture.

WTZ

NARROW LINEAR VAPOR TIGHT

MOUNTING OPTIONS



Stainless Steel Mounting Brackets

Provided standard for dual point chain, cable hanging, and surface mount.



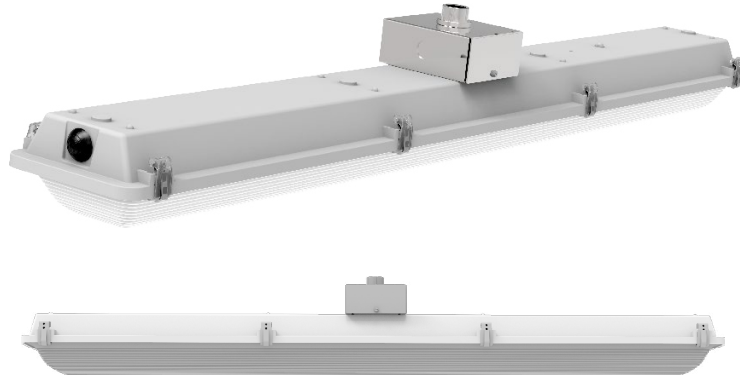
AB45DEG

45° Stainless Steel Angled Wall Mount Bracket. Two standard per set. One set required per fixture.



HB-XXX-LOOP

Includes 2 adjustable cable hangers. Available in 60", 120", 180" & 240"



FMB

Fixture Mounting Box utilized when pendant mounting. Must be used with HUB 3/4. One needed per 4ft section.



HUB 3/4

HUB 3/4 - 3/4" Conduit Hub for Single Pendant Mounting. Requires use of FMB

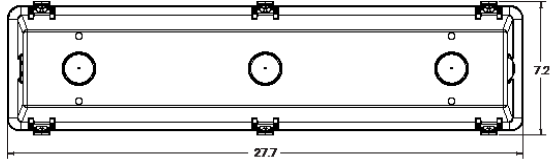
WTZ

NARROW LINEAR VAPOR TIGHT

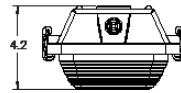
LINE DRAWINGS

WTZ2:

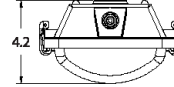
Top View



End View

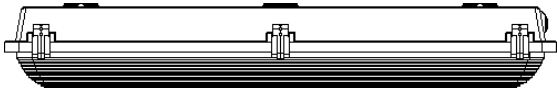


LENS TYPE:
RAFL



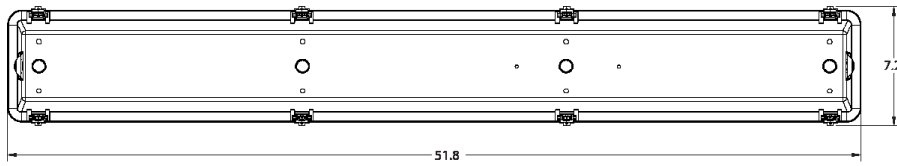
LENS TYPE:
SAFL
SACL
SPFL
SPCL

Side View

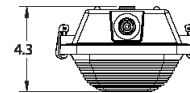


WTZ4

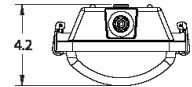
Top View



End View



LENS TYPE:
RAFL



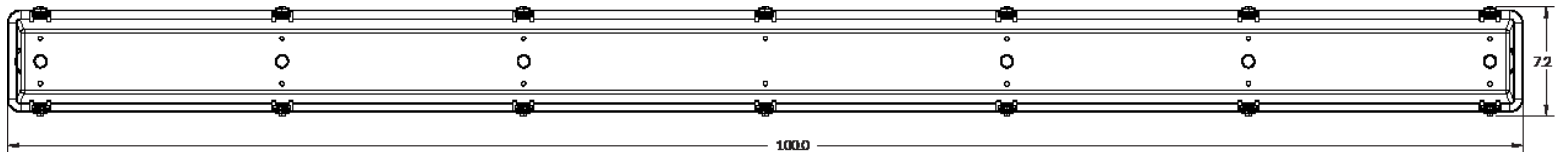
LENS TYPE:
SAFL
SACL
SPFL
SPCL

Side View

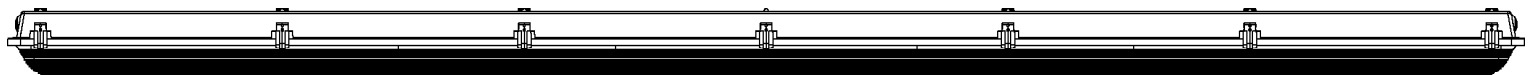


WTZ8

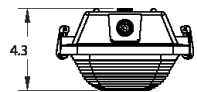
Top View



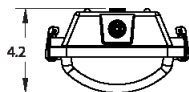
Side View



End View



LENS TYPE:
RAFL



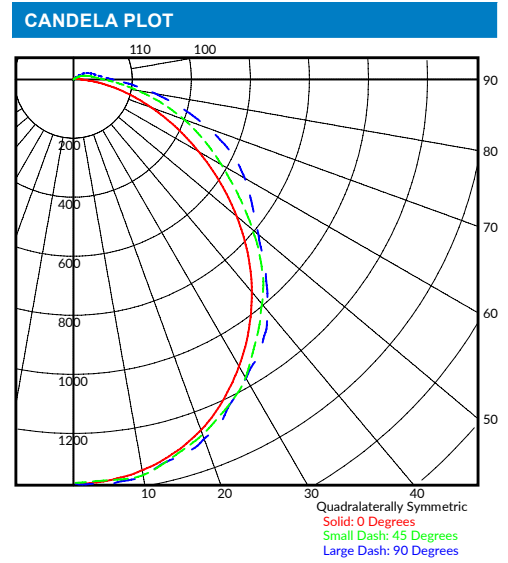
LENS TYPE:
SAFL
SACL
SPFL
SPCL

NARROW LINEAR VAPOR TIGHT

PHOTOMETRIC DATA

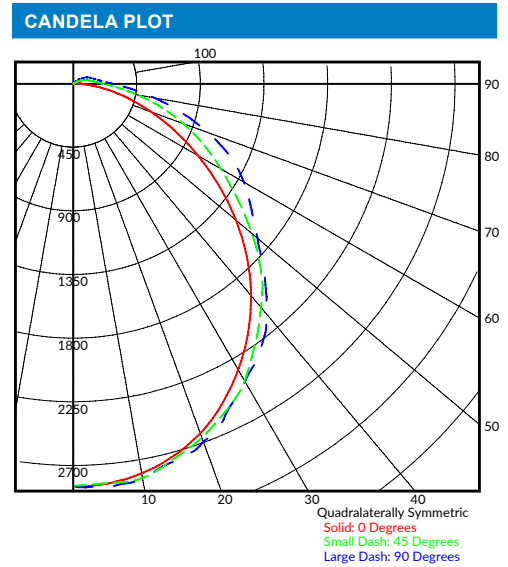
LUMINAIRE DATA	
Part Number	WTZ2-4L-U-50-RAFL
Description	2ft Amazon Vapor Tight, 4,000 Lumens, Ribbed Frosted Acrylic Lens
Fixture Lumens (lm)	4,172 lm
Wattage (W)	80 W
Efficacy (lm/W)	164 lm/W
Mounting	Suspended
Spacing Criteria	0° = 1.30, 90° = 1.29

ZONAL LUMEN SUMMARY		
Zone	Lumens (lm)	% Fixture
0° - 40°	1,744	42%
0° - 60°	3,043	73%
0° - 90°	4,010	96%
90° - 180°	162	4%
0° - 180°	4,172	100%



LUMINAIRE DATA	
Part Number	WTZ4-8L-U-50-RAFL
Description	4ft Amazon Vapor Tight, 8,000 Lumens, Ribbed Frosted Acrylic Lens
Fixture Lumens (lm)	8,673 lm
Wattage (W)	80 W
Efficacy (lm/W)	152 lm/W
Mounting	Suspended
Spacing Criteria	0° = 1.29, 90° = 0.77

ZONAL LUMEN SUMMARY		
Zone	Lumens (lm)	% Fixture
0° - 40°	3,626	42%
0° - 60°	6,327	73%
0° - 90°	8,338	96%
90° - 180°	336	4%
0° - 180°	8,673	100%



LUMINAIRE DATA	
Part Number	WTZ8-16L-U-50-RAFL
Description	8ft Amazon Vapor Tight, 16,000 Lumens, Ribbed Frosted Acrylic Lens
Fixture Lumens (lm)	16,371 lm
Wattage (W)	80 W
Efficacy (lm/W)	159 lm/W
Mounting	Suspended
Spacing Criteria	0° = 1.26, 90° = 1.26

ZONAL LUMEN SUMMARY		
Zone	Lumens (lm)	% Fixture
0° - 40°	6,845	42%
0° - 60°	11,944	73%
0° - 90°	15,737	96%
90° - 180°	634	4%
0° - 180°	16,371	100%

