

DESCRIPTION

Our naturaLED® Round HighBay luminaire is uniquely designed for a wide variety of applications and mounting heights. Designed to maximize thermal performance with multiple lumens and color temperatures ideally fit for wide range of applications. Such as industrial, commercial, manufacturing, gymnasium, and other applications that utilize traditional HID and linear fluorescent high bays. Our round high bay lighting system can deliver up to 70% energy savings with three easy installation methods. Our bracket design allows flexibility of installing by hook, pendant, or bracket.



Optional
Skirt with Diffuser



FEATURES

- DLC Premium
- For damp location
- Designed for operation in commercial warehouses
- Uniform and consistent color
- Lighter weight housing for easy installation
- Built in snap-lock hook
- Material: Aluminum Construction
- Lightweight and easy installation
- CRI: 80
- Input Voltage: 120-277V
- Beam Angle: 90°
- 16-inch diameter
- Dimmable: 1-10V
- Operating temperature: -22°F - 122°F
- 50,000 Hours rated average life
- LED emergency drivers (Optional)

ACCESSORIES

Diffuser



Emergency Backup Battery



Motion Sensor



APPLICATIONS

- Retail Lighting
- Warehouse Lighting
- Gymnasium
- Industrial Facility

WARRANTY

- 5 Year Warranty

Ordering Information

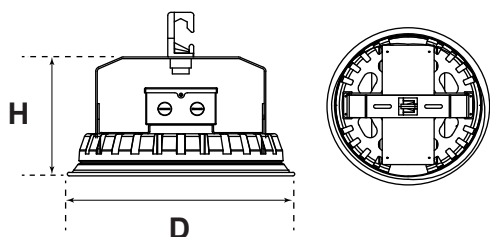
EXAMPLE: LED-FX16HBR75/90/840

LED	FX	HBR	75	90	840
LED	Category	Series	Wattage	Beam Angle	CRI/Color Temp
	FX Fixture	HBR High Bay Round	75 75W	90 90°	8 CRI 80 40 4000K

*P= Premium DLC / *S = Standard DLC

Watts (W)	Ordering Code	Description	Color Temp (K)	Lumens (lm)	Size	Equiv. Wattage (W)	Beam Angle	Rated Hrs	Damp Location	DLC (S/P)
75	7694	LED-FX16HBR75/90/840	4000K	10,028	16"	250W	90°	50,000	•	P
75	7695	LED-FX16HBR75/90/850	5000K	10,000	16"	250W	90°	50,000	•	P
100	7696	LED-FX16HBR100/90/840	4000K	14,461	16"	400W	90°	50,000	•	P
100	7697	LED-FX16HBR100/90/850	5000K	13,000	16"	400W	90°	50,000	•	P
162	7698	LED-FX16HBR162/90/840	4000K	21,080	16"	400-575W	90°	50,000	•	P
162	7699	LED-FX16HBR162/90/850	5000K	21,066	16"	400-575W	90°	50,000	•	P

SPECIFICATIONS



Size/Wattage	Diameter (L)	Height (H)	Weight
16" / 75W	13.77" (350mm)	7.44" (189mm)	8.5-lbs
16" / 100W	13.77" (350mm)	7.44" (189mm)	8.9-lbs
16" / 162W	13.77" (350mm)	7.44" (189mm)	11.02-lbs

MOUNTING / ACCESSORIES

SOLD SEPARATELY

Emergency Driver Kit

- K7333160 FXHBR-BAEM-MT
(EM Battery + Mounting Plates)



Motion Sensor Kit

- K150148 PLT/HBR/MC31
(Microwave Sensor + Mounting Plates)



Diffuser

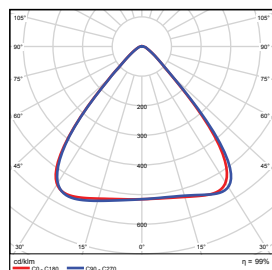
- P10156 CVR-16HBR/LS/WH
(Skirt with Diffuser)



PHOTOMETRICS CHART

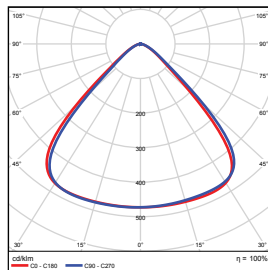
HBR75 (75 Watt)

DLC Premium



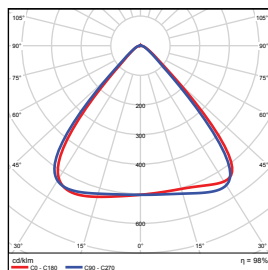
HBR100 (100 Watt)

DLC Premium



HBR162 (162 Watt)

DLC Premium



PACKAGE

Master Pack: 1 pc

