

Project

Schedule

Date

Notes

DESCRIPTION

naturaLED® High-Bay Linear IP66 (HBL66) These luminaires are low profile, durable and efficient for high ceiling applications with an IP66 rating. This new design allows us to optimize all the beneficial characteristics of LED light in a high-performance fixture that will endure many years of service in inclement conditions. These Linear High Bays are extremely durable, yet lightweight, with excellent thermal design. A yoke mount is an available option for surface and pendant mounting and wire guard protection at an additional cost. Our Linear HighBay is IP66 rated to protect against dust and low-pressure water jets for facilities that may have these conditions. Perfect for applications such as warehouses, distribution centers, manufacturing facilities and factories. This product is a hybrid crossover, which makes it an excellent fixture for new construction and/or as a replacement solution for your existing Low/High Bay needs.



FEATURES

- DLC Premium
- IP66 Rated
- Designed for operation in commercial warehouses
- Uniform and consistent color
- Lighter weight housing for easy installation
- Material: Aluminum
- Lens: UV resistant coated PC
- Input Voltage: 120-277V
- Wide Beam Angle: 110°
- Dimmable: 1-10V
- Operating Temperature: -40°F - 122°F
- 50,000 rated life hours

ACCESSORIES

Yoke Mount



Motion Photocell



APPLICATIONS

- Retail Lighting
- Warehouse Lighting
- Gymnasium
- Industrial Facility

WARRANTY

- 10 Year limited warranty*

Ordering Information			EXAMPLE: LED-FXHBL75/22FR/850/IP66				
LED	FX	HBL	75	22	FR	850	IP66
LED	Category	Series	Wattage	Length	Lens	CRI/Color Temp	Ratings
	FX Fixture	HBL	75 75 Watt	22 22 inch	FR Frosted	8 CRI 80 50 5000K	IP66 IP66 Ratings
		High Bay Linear					

*10 year limited warranty with the registration

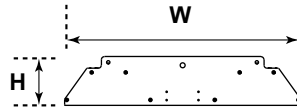
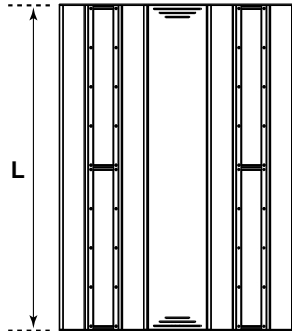
ORDERING

HIGH BAY LINEAR (HBL) IP66

*P= Premium DLC / *S = Standard DLC

Watts (W)	Ordering Code	Description	Color Temp (K)	Lumens (lm)	Equiv. Wattage (W)	Diameter	Beam Angle	Rated Hrs	IP 66	DLC (S/P)
75	7715	LED-FXHBL75/22FR/850/IP66	5000K	10,000	250W	16"x22"	110°	50,000	•	P
100	7717	LED-FXHBL100/22FR/850/IP66	5000K	13,000	400W	16"x22"	110°	50,000	•	P
162	7719	LED-FXHBL162/22FR/850/IP66	5000K	21,060	400-575W	16"x22"	110°	50,000	•	P

SPECIFICATIONS



Wattage	Length (L)	Width (W)	Height (H)	Weight
75W	22" (558mm)	16" (404mm)	3.26" (83mm)	10.5 lbs
100W	22" (558mm)	16" (404mm)	3.26" (83mm)	10.5 lbs
162W	22" (558mm)	16" (404mm)	3.26" (83mm)	11.0 lbs

MOUNTING / ACCESSORIES

SOLD SEPARATELY

Yoke Mount

• P10092 MT-YK-HBL22

(Yoke Mount with 3/4" NPT for a rigid pendant application)



Motion/ Photocell

• P10153 SEN-LRD-609-SAC

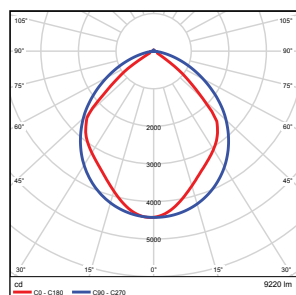
(Motion/Photocell 0-10V IP65)



PHOTOMETRICS CHART

HBL75 (75 Watt)

DLC Premium

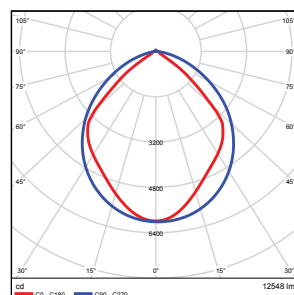


Center Beam (ft)	Beam Width (ft)	Beam Width (ft)
5.0ft	17.7 ft	12.6 ft
10.0ft	44.2 ft	20.4 ft
15.0ft	19.7 ft	30.5 ft
20.0ft	11.1 ft	40.7 ft
25.0ft	7.07 ft	50.9 ft
30.0ft	4.91 ft	61.1 ft

Vert. Spread: 91.1°
Horiz. Spread: 102.9°

HBL100 (100 Watt)

DLC Premium

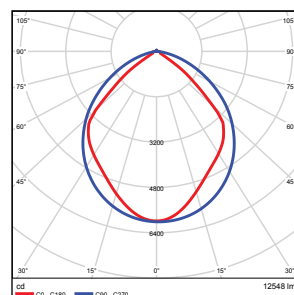


Center Beam (ft)	Beam Width (ft)	Beam Width (ft)
5.0ft	23.9 ft	10.2 ft
10.0ft	59.9 ft	20.4 ft
15.0ft	26.6 ft	30.6 ft
20.0ft	15.0 ft	40.7 ft
25.0ft	9.58 ft	50.9 ft
30.0ft	6.65 ft	61.1 ft

Vert. Spread: 91.1°
Horiz. Spread: 103.2°

HBL162 (162 Watt)

DLC Premium



Center Beam (ft)	Beam Width (ft)	Beam Width (ft)
5.0ft	38.3 ft	10.1 ft
10.0ft	95.8 ft	20.2 ft
15.0ft	42.6 ft	30.3 ft
20.0ft	24.0 ft	40.4 ft
25.0ft	15.3 ft	50.5 ft
30.0ft	10.6 ft	60.6 ft

Vert. Spread: 90.6°
Horiz. Spread: 104.2°

PACKAGE

Master Pack: 1 pc

