

Project	
Schedule	Date
Notes	

**DESCRIPTION**

naturaLED® Title 20/JA8-2016 Recessed Downlight Kit (CRI90)  
Retrofits are a simple LED lighting solution to replace 60W to 120W incandescent recessed lamp types. Designed as an energy efficient lighting solution for the industry’s most popular 4 to 6 inch recessed downlight fixtures. Easy installation and certified Air-Tight, our retrofit recessed downlights are dimmable, CRI 90 rated and come with an E26 adapter. The 5 to 6 inch model has torsion clips that are adjustable and will easily fit in a 5 or 6 inch recessed can.



**FEATURES**

- Energy Star Certified
- For Damp Location
- Title24
- Certified Air-Tight per ASTM E283-04
- Wide selection of color temperature
- Uniform light distribution and consistent color
- Direct Replacement
- Built-in power connector with adjustable torsion clips
- 50,000 hrs rated average life
- Input line voltage: 120V
- Input current: 0.8A
- CRI: 90
- Power Factor: >0.9
- Dimmable
- Beam Angle: Flood
- Operating temperature: -4°F - 104°F

**ACCESSORIES**




**APPLICATIONS**

- Bathroom Lighting
- Over Mirror Lighting
- Accent Lighting
- Residential Lighting
- Hospitalities

**WARRANTY**

- 5 Year Warranty

**INCLUDED WITH DOWNLIGHT**



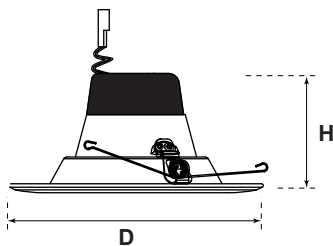
Ordering Information		EXAMPLE: LED4RL9-54L930				
LED	4	RL	9	54L	930	
LED	Diameter 4 4-inch	Series RL Recessed Light	Wattage 9 9W	Lumens 54L 540 Lm	CRI/ Color Temp 9 CRI 90 30 3000K	

## ORDERING

Watts (W)	Ordering Code	Description	Color Temp (K)	Lumens (lm)	Equiv. Wattage (W)	Size	CRI	Dim	Rated Hrs	Damp Location	ES	JA8	Title 24
9	7688	LED4RL9-54L930	3000K	540	60W	4-inch	90	Yes	50,000	•	•	•	•
9	7689	LED4RL9-54L940	4000K	540	60W	4-inch	90	Yes	50,000	•	•	•	•
9	7690	LED4RL9-54L950	5000K	540	60W	4-inch	90	Yes	50,000	•	•	•	•
15	7691	LED6RL15-110L930	3000K	1,100	120W	5/6-inch	90	Yes	50,000	•	•	•	•
15	7692	LED6RL15-110L940	4000K	1,100	120W	5/6-inch	90	Yes	50,000	•	•	•	•
15	7693	LED6RL15-110L950	5000K	1,100	120W	5/6-inch	90	Yes	50,000	•	•	•	•

4-INCH  
6-INCH

## SPECIFICATIONS



Size	Diameter (D)	Height(H)	Weight (lbs)
4-inch	5" (127mm)	3.5" (88.9mm)	0.93
6-inch	7.5" (190mm)	3.8" (96.5mm)	1.19

## MOUNTING / ACCESSORIES

SOLD SEPARATELY

### Base

- **P10029 ADP-RLGU24-N**  
(GU24 Socket Adaptor for LED Recessed Retrofit Kit)




### Trim Round

- **P10170 RT-4RL9-BK**  
(Recessed Trim 4"RL9W-Black)
- **P10173 RT-6RL15-BK**  
(Recessed Trim 6"RL15W-Black)



### Trim Square

- **P10176 RTS-4RL9-WH**  
(Recessed Trim 4"RL9W-Square White)
- **P10177 RTS-6RL15-WH**  
(Recessed Trim 6"RL15W-Square White)



## MOUNTING / ACCESSORIES

SOLD SEPARATELY

### Trim Round

• **P10172 RT-4RL9-CH-WH**  
(Recessed Trim 4"RL9W-Chrome/White)

• **P10175 RT-6RL15-CH-WH**  
(Recessed Trim 6"RL15W-Chrome/White)



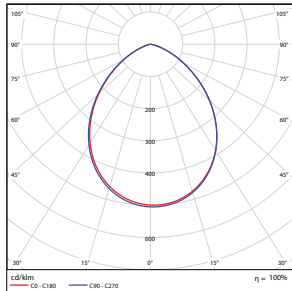
• **P10171 RT-4RL9-CH**  
(Recessed Trim 4"RL9W-Chrome)

• **P10174 RT-6RL15-CH**  
(Recessed Trim 6"RL15W-Chrome)



## PHOTOMETRICS CHART

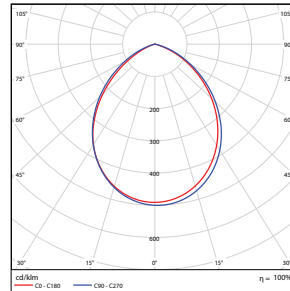
### 4RL (9 Watt)



	Center Beam fc	Beam Width	
2.5R	49.6 fc	5.0 ft	5.0 ft
5.0R	12.4 fc	9.9 ft	10.0 ft
7.5R	5.51 fc	14.9 ft	15.0 ft
10.0R	3.10 fc	19.8 ft	20.0 ft
12.5R	1.98 fc	24.8 ft	25.0 ft
15.0R	1.38 fc	29.8 ft	30.0 ft

■ Vert. Spread: 89.5°  
■ Horiz. Spread: 90.0°

### 6RL (15 Watt)




	Center Beam fc	Beam Width	
2.5R	80.7 fc	4.9 ft	5.2 ft
5.0R	20.2 fc	9.9 ft	10.4 ft
7.5R	8.97 fc	14.8 ft	15.6 ft
10.0R	5.05 fc	19.7 ft	20.8 ft
12.5R	3.23 fc	24.7 ft	26.0 ft
15.0R	2.24 fc	29.6 ft	31.2 ft

■ Vert. Spread: 89.3°  
■ Horiz. Spread: 92.2°

## PACKAGE

Master Pack: 20 pcs

For 4-inch



Master Pack: 10 pcs

For 6-inch

