

Project:

Type:

Prepared By:

Date:



Features and Benefits

FLUORESCENT REPLACEMENT - Replace conventional fluorescent T8 linear tubes

TYPE C TUBES - Operates with an external driver

50,000-HOUR LIFESPAN - Lasts 1.6x longer than conventional fluorescent tubes

DIMMABLE - Compatible with 0-10V dimming systems for higher efficiency

ENCLOSED FIXTURE RATED - May be used in enclosed and open fixtures

DIFFUSION COATING - Will maintain the same light quality over time and won't yellow, shrink, or wrinkle

INSTANT ON - No warmup time required, full brightness instantly

SAVE ENERGY AND MONEY - Approximately 40% more efficient than conventional T8 lamps

SHUNTED AND NON-SHUNTED - Works on shunted and non-shunted sockets

MERCURY FREE - Environmentally friendly vs fluorescent technologies

SINGLE OR DOUBLE-ENDED WIRING - Can be wired using either single-ended or double-ended method

Technical Specifications

Technical Specifications

Product Type:

Linear

Material:

Glass

Bulb Shape:

T8

Nominal Length:

4FT x 2 LAMPS

Finish:

Frosted

Wattage:

13W

Wattage Equivalency:

32W Fluorescent

Typical Lumen Output:

1800

Efficacy:

127 lm/W

Color Temperature:

4000K Cool White

CRI:

80

Base Type:

G13

L70 Lifespan:

50,000 hours

Operating Temperature:

-20°C - 45°C

Dimmable:

Yes

Beam Angle:

240°

Warranty:

5-Year, No-Compromise Warranty

Technical Specifications (continued)

Technical Specifications

Installation Type:

Type C, External Driver

For Use in Emergency Fixtures:

No

For Use Outdoors in Open Fixtures:

No

Electrical Characteristics

Input Voltage:

120-277V

Power Factor:

0.9

THDi:

<20%

Listings

NSF Listed:

Meets NSF/ANSI standards for use in Food Zone (non-contact), Splash, and Non-Food Zones. Tube guard required in open fixtures.

DLC Listed:

This product is on the Design Lights Consortium (DLC) Qualified Products List and is eligible for rebates from DLC Member Utilities.

DLC Model Number:

T8-26-48G-840-EXT-2L-DIM

DLC Product Code:

PG5Z9LGS

CEC Status:

Lawful for sale in California

Application:

Suitable for damp locations and totally enclosed fixtures.

Other

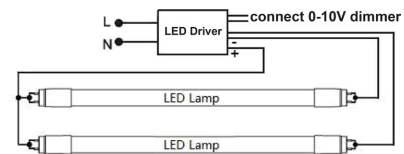
:

Case and Pallet Dimensions

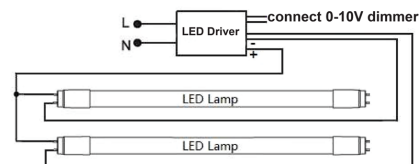
	QTY	LENGTH (in)	WIDTH (in)	HEIGHT (in)
CASE	6	48.9	11	6
PALLET	126	49.2	39.4	47

Wiring Diagram

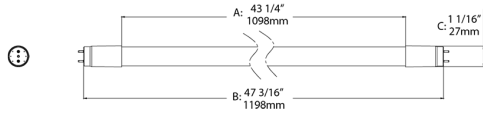
Double Ended



Single Ended



Dimension



Light Distribution

