

Ultra economy that  
gets the job done right.

**W34**<sup>TM</sup>

At RAB, lowest price still means highest standards.

**RAB** | Outdoor

# W34™

- Available in 6 lumen packages  
*(replaces up to 400W MH; see performance on back page):*  
Small – 3,100 lm and 3,600 lm  
Medium – 5,400 lm, 7,200 lm or 9,100 lm  
Large – 15,000 lm
- Integrated 0-10V dimming
- Available with photocell or microwave occupancy sensor
- Lightcloud®-enabled models offered
- 50,000-Hour LED lifespan



RAB's warranty is subject to all terms and conditions found at [rablighting.com/warranty](http://rablighting.com/warranty).




Save even more with utility rebates. W34 models are DLC listed.



## Optimized to deliver value.

Products in the W34 family combine the open-face look of traditional wall packs with a cost-efficient design that streamlines the replacement cycle of outdated or inoperable fixtures. You get exactly what you need to get the job done right...all at a fantastic price point.



## Light and motion sensing.

Button photocell and microwave occupancy sensor accessories are available as factory-installed options to provide additional energy savings by turning lights on only when you need them.



## Simple, powerful lighting control.

All models are available with factory-installed Lightcloud integration, for use with our commercial, wireless lighting control system and service.

## Specifications

### UL Listing:

Suitable for wet locations. Suitable for mounting within 4 feet of the ground

### LEDs:

Long-life, high-efficacy, surface-mount LEDs

### Lifespan:

50,000-hour LED lifespan based on IES LM-80 and TM-21 calculations

### Drivers:

**(30L):** Constant Current, Class 2, 120-277V, 50/60Hz, 120V: 0.24A, 208V: 0.15A, 240V: 0.13A, 277V: 0.12A

Constant Current, Class 2, 480V, 50/60Hz, 480V: 0.06A

**(35L):** Constant Current, Class 2, 120-277V, 50/60Hz, 120V: 0.28A, 208V: 0.17A, 240V: 0.15A, 277V: 0.13A

Constant Current, Class 2, 480V, 50/60Hz, 480V: 0.07A

**(55L):** Constant Current, Class 2, 120-277V, 50/60Hz, 120V: 0.43A, 208V: 0.26A, 240V: 0.22A, 277V: 0.19A

Constant Current, Class 2, 480V, 50/60Hz, 480V: 0.07A

**(70L):** Constant Current, Class 2, 120-277V, 50/60Hz, 20V: 0.58A, 208V: 0.35A, 240V: 0.30A, 277V: 0.26A

Constant Current, Class 2, 480V, 50/60Hz, 480V: 0.14A

**(90L):** Constant Current, Class 2, 120-277V, 50/60Hz, 120V: 0.73A, 208V: 0.43A, 240V: 0.38A, 277V: 0.33A

Constant Current, Class 2, 480V, 50/60Hz, 480V: 0.14A

**(150L):** Constant Current, Class 1, 120-277V, 50/60Hz, 120V: 1.14A, 208V: 0.69A, 240V: 0.60A, 277V: 0.52A

Constant Current, Class 2, 480V, 50/60Hz, 480V: 0.28A

### 0-10V Dimming (Standard):

Driver includes dimming control wiring for 0-10V dimming systems. Requires separate 0-10V DC dimming circuit. Dims as low as 10%.

### Color Uniformity:

RAB's range of CCT (Correlated Color Temperature) follows the guidelines of the American National Standard for Specifications for the Chromaticity of Solid State Lighting (SSL) Products, ANSI C78.377-2017.

### Housing:

Die-cast aluminum

### Lens:

Glass

### Reflector:

Specular aluminum

### Cold Weather Starting:

Minimum starting temperature is -40°C (-40°F)

### Maximum Ambient Temperature:

Suitable for use in 40°C (104°F)

### Mounting:

Die-cast backbox with four (4) conduit entry points and knockout pattern for junction box or direct wall mounting. Hinged door for easy re-assembly.

### Green Technology:

Mercury and UV free. RoHS-compliant components.

### Finish:

Formulated for high durability and long-lasting color

### 5 Yr Limited Warranty:

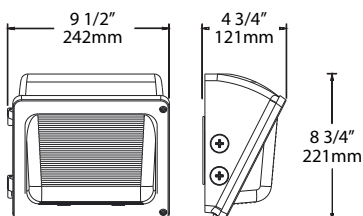
The RAB 5-year, limited warranty covers light output, driver performance and paint finish. RAB's warranty is subject to all terms and conditions found at [rablighting.com/warranty](http://rablighting.com/warranty).

### Buy American Act Compliance:

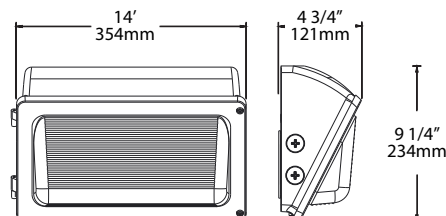
RAB values USA manufacturing! Upon request, RAB may be able to manufacture this product to be compliant with the Buy American Act (BAA). Please contact customer service to request a quote for the product to be made BAA compliant.

## Dimensions & Weights

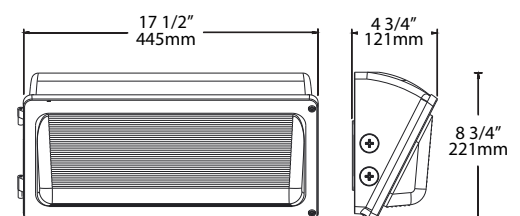
### W34-30L/35L Weight: 6.8 lbs



### W34-55L/70L/90L Weight: 10.8 lbs



### W34-150L Weight: 13.3 lbs



## Performance

### W34 Small

	3,100lm		3,600lm	
<b>Color Temperature</b>	<b>5000K</b>	<b>3000K</b>	<b>5000K</b>	<b>3000K</b>
<b>Input Watts</b>	29	29	33	34
<b>Output Lumens</b>	3,105	3,044	3,601	3,529
<b>Lumens Per Watt</b>	107	105	109	105
<b>Color Accuracy (CRI)</b>	83	82	83	83
	<i>(Replaces 70W MH)</i>		<i>(Replaces 100W MH)</i>	

### W34 Medium

	5,400lm		7,200lm		9,100lm	
<b>Color Temperature</b>	<b>5000K</b>	<b>3000K</b>	<b>5000K</b>	<b>3000K</b>	<b>5000K</b>	<b>3000K</b>
<b>Input Watts</b>	51	51	70	70	87	87
<b>Output Lumens</b>	5,375	5,270	7,188	7,047	9,087	8,909
<b>Lumens Per Watt</b>	105	103	103	101	104	102
<b>Color Accuracy (CRI)</b>	83	82	83	82	83	82
	<i>(Replaces 150W MH)</i>		<i>(Replaces 200W MH)</i>		<i>(Replaces 250W MH)</i>	

### W34 Large

	15,000lm	
<b>Color Temperature</b>	<b>5000K</b>	<b>3000K</b>
<b>Input Watts</b>	136	136
<b>Output Lumens</b>	14,845	14,554
<b>Lumens Per Watt</b>	109	107
<b>Color Accuracy (CRI)</b>	83	82
	<i>(Replaces 400W MH)</i>	

## Ordering information

Family	Lumen Package	CRI/CCT	Voltage	Options
W34				
	<b>30L</b> 3100lm, 30W <b>35L</b> 3600lm, 33W <b>55L</b> 5400lm, 51W <b>70L</b> 7200lm, 69W <b>90L</b> 9100lm, 87W <b>150L</b> 15000lm, 136W	<b>Blank</b> 80 CRI, 5000K <b>830</b> 80 CRI, 3000K	<b>Blank</b> 120-277V, 0-10V Dimming <b>/480</b> 480V, 0-10V Dimming	<b>Blank</b> No Option <b>/PCU</b> 120-277V Button Photocell <b>/MVS</b> 120-277V Microwave Sensor <b>/LC</b> 120-277V Lightcloud® Control



**Need premium wall packs?**  
 For twice the lifespan, more variety and a no-compromise warranty, check out our WP1/WP2/WP3 series of traditional, glass-front LED wall packs.