

Albeo™ LED Luminaire

LED High Bay Lighting
(ABV3 - Series)



Project name _____

Date _____

Type _____

Product Description:

The Albeo™ ABV3 LED luminaire is an exceptional mixture of value and performance. Ideal for high bay and low bay applications in industrial and commercial buildings. Designed to replace 150W-1500W HID and four-to eight-lamp T5/T8 HIF fixtures with unmatched reliability and quality.

Performance Highlights:

Light Output Range: 6,500 – 90,000 lumens

CRI: 70 & 80 CRI (90CRI Refer to factory for lead-time)

CCT: 3000K, 3500K, 4000K, 5000K

Distributions: 120°, 90°, 55°, 30° diffused & clear lens options

Input Voltage: 120V-277V, 347V, & 480V

Efficiency: Up to 200 LPW

Fixture Rated: L70 @ 100,000 hours min. @ 55°C

Limited Warranty: 5 Years

Temperature Rating: -30°C to +55°C (-22°F to 131°F)

Controls & Sensors: 0-10V standard, Motion & daylight sensor options. Wireless ZigBee Daintree compliant options.

Product Images:

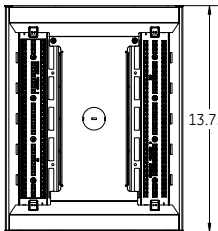


Certifications:

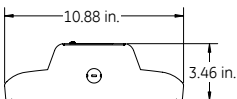


Product Dimensions:

9T, 9H, 12T, 12H, 15T
& 18T Output 1S-
Module

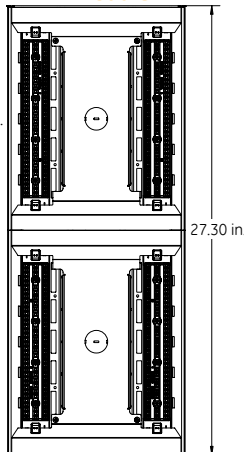


Max. Weight: 10 lbs.



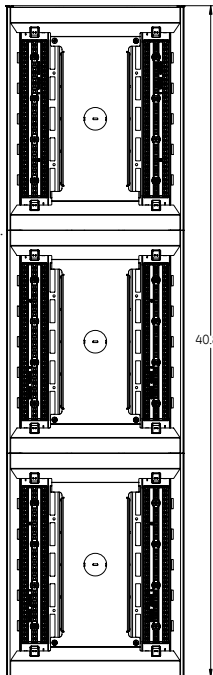
Side View

30 & 30H, 36T &
36H Output 2S-
Module



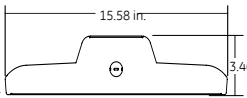
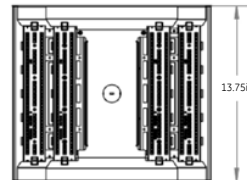
Max. Weight: 20 lbs.

48T & 48H Output
3S-Module



Max. Weight: 30 lbs.

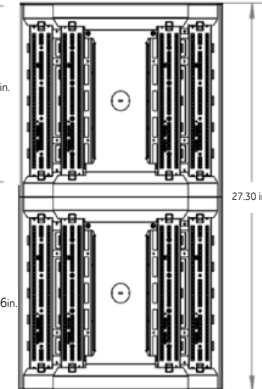
15H, 18H, 24T, &
24H Output 1D-
Module



Side View

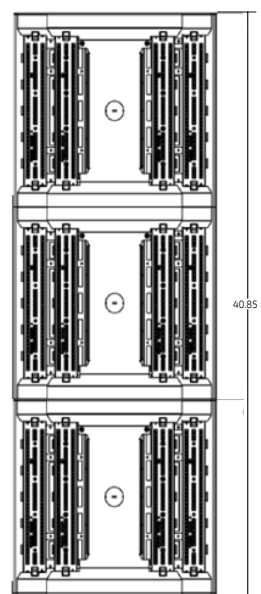
Max. Weight: 11 lbs.

60T & 60H
Output 2D-
Module



Max. Weight: 22 lbs.

90T & 90H
Output 3D-
Module



Max. Weight: 33 lbs.

Ordering Number Logic

Industrial High Bay & Low Bay Lighting

(ABV3-Series)



Project name _____
Date _____
Type _____

ABV3

W

PRODUCT ID	VOLTAGE	LUMEN OUTPUT	PERFORMANCE LEVEL	CLER COLOR TEMP	OPTICS/ LENS	SENSOR/ WIRELESS	CONTROL WIRING	MOUNTING	CORD	PLUG	FINISH	OPTIONS
ABV3 = Albeo Highbay ABV 3rd Gen	0 = 120/277 1 = 120* 2 = 208* 3 = 240* 4 = 277* 5 = 480* D = 347* <small>*Specify single voltage if plug, sensor, or wireless needed.</small>	09 = 9,000 12 = 12,000 15 = 15,000 18 = 18,000 24 = 24,000 30 = 30,000 36 = 36,000 48 = 48,000 60 = 60,000 90 = 90,000	T = Standard Efficiency H = High Performance	70 Plus CRI 47 = 4000K 57 = 5000K 80 Plus CRI 38 = 3000K C8 = 3500K 48 = 4000K 58 = 5000K 90 Plus CRI 49 = 4000K C9 = 3500K	Open Optic Max. Efficiency 1Q = 120° No Lens 9Q = 90° No Lens Clear Lens: Moderate Glare Reduction 1C = 120° Clear 9C = 90° Clear 5C = 55° Clear 3C = 30° Clear WC = Wide Parking Garage Optic Diffused Lens: Maximum Glare Reduction 1D = 120° Diffused 9D = 90° Diffused 5T = 55° Textured Diffused 3T = 30° Textured Diffused	Q = None A = Occ Sensor On/Off 360° LSXR B = Occ Sensor High-Low Dimming 360° LSXR P = Daylight Sensor w/ Occupancy On/Off LSXR Full Featured 2 = Motion Sensor w/Daylight, High-Low Dimming, and IR Remote Adjustable (IR remote sold separately to modify default settings) ZigBee Wireless Daintree™ 4 = ZigBee Wireless Daintree™ Enabled w/Motion Sensor T* = ZigBee Wireless Daintree™ Enabled (no sensor) <small>*T Wireless Control (no sensor) must use Discrete Voltage for all Lumen packages over 24,000 Lumens</small>	V = 0-10V Control Wires Q = None, No External Control Wiring Note: V option not available with dimming and ZigBee sensors	ST = Standard 22 = 1/2" Threaded rod mount kit Rod and nuts not included SM = Surface Mount Hardware not included 23 = 3/4" Pendant Mount Kit 3/4" conduit not included 41 = Y-Cable/Hook 5 ft. 42 = Y-Cable/Hook 10 ft. 43 = Y-Cable/Hook 15 ft. 44 = Y-Cable/Hook 20 ft. UP = Standard Inverted Mount 61 = Inverted Mount Y-Cable/Hook 5ft 62 = Inverted Y-Cable/Hook 10ft 63 = Inverted Y-Cable/Hook 15ft 64 = Inverted Y-Cable/Hook 20ft <small>*See Mounting Info.</small>	K = Knockout A = 6 ft. 18ga cord B = 12 ft. 18ga cord C = 15 ft. 18ga cord D = 20 ft. 18ga cord F = 10ft Reloc G = 15ft Reloc M = 3ft Plug & Go H = 10ft Plug & Go	Q = None A = 15A straight plug B = 20A straight plug C = 15A twist lock plug D = 20A twist lock plug S = Reloc OCS (use cord F or G) F = Plug & Go (use cord M or H)	W = White Powder Coat	Blank = No Special Options 1PK = Single Pack for distributor stocking. Default is Job Pack. <small>*Not Available for 90T & 90H</small> EL1 = 120° Battery Backup* EL5 = 50° Battery Backup* <small>*Battery Backup not available for 347V/480V</small>

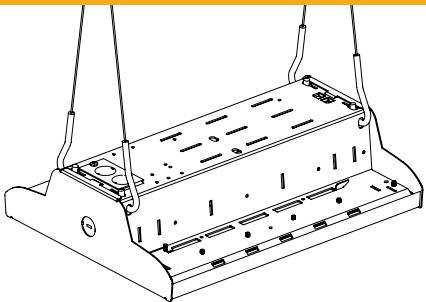
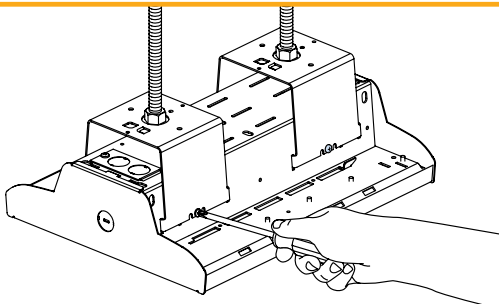
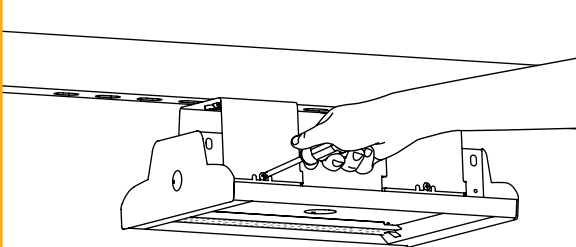
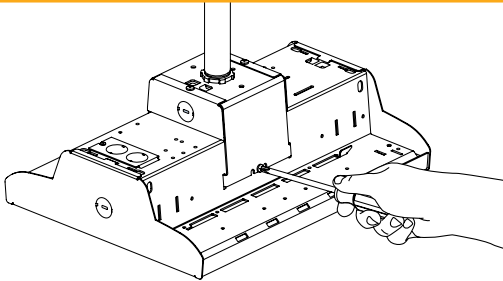

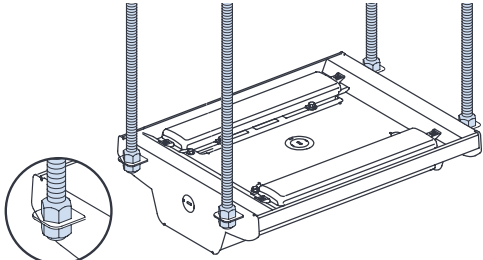
LUMEN PACKAGE	OUTPUT LEVEL	70 CRI @ 4000K OR 5000K CCT				MODULE BODY
		TYPICAL DELIVERED LUMENS	TYPICAL POWER		TYPICAL LPW 120-277	
			120-277	347/480V		
09	T	9,000	50	52	180	1S
09	H	9,000	46	48	196	1S
12	T	11,900	68	70	175	1S
12	H	11,900	61	63	195	1S
15	T	15,200	92	93	165	1S
15	H	15,200	81	82	188	1S
18	T	17,600	109	110	161	1S
18	H	17,600	88	91	200	1D
24	T	23,400	137	139	171	1D
24	H	23,400	122	124	192	1D
30	T	30,400	184	185	165	2S
30	H	30,500	163	164	187	2S
36	T	35,500	221	222	160	2S
36	H	35,500	190	194	187	2S
48	T	47,400	284	291	167	3S
48	H	47,400	248	257	191	3S
60	T*	58,500	360	367	163	2D
60	H	58,500	314	323	186	2D
90	T*	87,700	554	554	158	3D
90	H	87,700	483	486	182	3D

CRI	CCT	T OUTPUT	H OUTPUT
70	5000K	100%	100%
	4000K	100%	100%
80	5000K	95%	98%
	4000K	92%	92%
	3500K	90%	92%
	3000K	87%	92%
90	4000K	81%	79%

OPTIC CODE	OPTIC DESCRIPTION	OUTPUT
1Q	120° No Lens	100%
9Q	90° No Lens	98%
1C	120° Clear Lens	98%
9C	90° Clear Lens	96%
5C	55° Clear Lens	96%
3C	30° Clear Lens	97%
1D	120° Diffused Lens	93%
9D	90° Diffused Lens	91%
5T	55°TexturedDiffused Lens	94%
3T	30°Textured Diffused Lens	95%

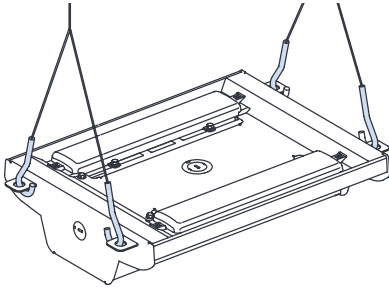
*All packages are 55°C rated with the exception of 60T & 90T which is 45°C ambient max rated

Mounting & Accessories

MOUNTING OPTIONS	IMAGE	ORDER LOGIC CODE	AFTERMARKET ORDER LOGIC
Standard Chain/Cable Mount Available on all fixture configurations (chain not included). Y-Cable w/hook can be ordered as an accessory.		ST = Standard	Aftermarket: NA
Rod Mount (optional) Available on all fixture configurations. Attaches to 1/2" threaded rod (rod and nuts not included).		22 = 1/2" Threaded Rod Kit	SKU: 93120346 Description: 1/2" Surface Mounting Kit
Surface Mount (optional) Available on all fixture configurations. Attaches to structural member in ceiling. (Hardware not included.)		SM = Surface Mount	
Pendant Mount (optional) Available on all fixture configurations. Attaches to 3/4" threaded conduit (conduit not included).		23 = 3/4" Pendant Mount Kit	SKU: 93120347 Description: 3/4" Pendant Mounting Kit
Y-Cable w/hook (optional) Use with Standard Mounting Option only. Order separately. Price adder per pair. 5 ft., 10 ft., 15 ft., 20 ft. lengths available.			41 Y-Cable/Hook (5') 93075756 42 Y-Cable/Hook (10') 93075552 43 Y-Cable/Hook (15') 93075553 44 Y-Cable/Hook (20') 93075554 "NA" Y-Cable/Hook (25') 93075555 Max Load: 200 lbs. per pair
Standard Inverted Mount Available on all fixture configurations. Attaches to 3/8" threaded rod (rod not included)		UP = Standard Inverted Mount	Aftermarket: NA

Chain/cable mount is standard and included in price. Price adder for Y-Cable, Rod Mount, and Pendant Mount. Consult Sales for latest information. See "Installation Instructions" for mounting details.

Mounting & Accessories

MOUNTING OPTIONS	IMAGE	ORDER LOGIC CODE	AFTER MARKET ORDER LOGIC
Inverted Y- Cable Mount		61 = Inverted Mount Y-Cable/ Hook 5ft 62 = Inverted Mount Y-Cable/ Hook 10ft 63 = Inverted Mount Y-Cable/ Hook 15ft 64 = Inverted Mount Y-Cable/ Hook 20ft	Aftermarket: NA

Accessories & Renewal Parts

Replacement Lenses & Optics



ORDERING SKU	ORDERING CAT# LOGIC	FIXTURE CAT# LOGIC	DESCRIPTION
93075866	ABV3 D Kit	1D or 9D	Diffused Lens Only (2 lenses)
93075867	ABV3 C Kit	1C or 9C	Clear Lens Only (2 lenses)
93075988	ABV3 9 Kit	9C or 9D	90 degree Optic (2 refelectors)
93075989	ABV3 1 Kit	1C or 1D	120 degree Optic (2 reflectors)
93117671	ABV35T Kit	5T	Textured Diffused 55 degree Lens (2 lenses)
93075991	ABV3 5C Kit	5C	Clear 55 degree Lens (2 lenses)
93117672	ABV3 3TKit	3T	Textured Diffused 30 degree Lens (2 lenses)
93075993	ABV3 3C Kit	3C	Clear 30 degree Lens (2 lenses)

Sensors & Sensor Accessories



ORDERING SKU	ORDERING CAT# LOGIC	FIXTURE CAT# LOGIC	DESCRIPTION
93076263	Wattstopper Configuration Tool	2Q Sensor Code	Programmer for Sensor Code 2Q Wattstopper FSP211

Wire Guards



ORDERING SKU	ORDERING CAT# LOGIC	LUMENS/RAGES	DESCRIPTION
93077600	WG ABV3 1S WT	9T, 9H, 12A, 12T, 12H, 15T, 18A, 18T, 24A	1S Wire Guard White Painted
93077666	WG ABV3 1D WT	18H, 24T, 24H	1D Wire Guard White Painted
93077602	WG ABV3 2S WT	30T, 36T, 36H, 48A	2S Wire Guard White Painted
93077604	WG ABV3 3S WT	48T, 48H	3S Wire Guard White Painted
93077668	WG ABV3 2D WT	60T, 60H	2D Wire Guard White Painted

Wire Guards must be ordered in packs of 5 each

Albeo™ LED Luminaire

LED High Bay Lighting
(ABV3 - Series)



Project name _____

Date _____

Type _____

LED & Optical Assembly

CRI: 70 & 80 Standard (90 contact factory for lead-time)

Fixture Rated Life: L70 @ 100,000 hrs @ 55C

Fixtures are certified to depreciate no more than 30% at the maximum ambient temperature conditions.

TM-21 Calculation at 25°C: L70 @ 250,000 hrs minimum
L90 @ 65,000 hrs minimum

Distribution/Lenses:

90, 120 degrees no lens standard (most efficient)

30, 55, 90, 120 degrees w/clear lens optional

30, 55, 90, 120 degrees w/diffused lens optional

Wire Guard Option – for added fixture protection. Ships separately for ease of fixture install. Easily field installable.

Electrical

Input Voltage: 120-277V, 347V or 480V

Input Frequency: 50/60Hz

System Power Factor (PF): >0.9*

Total Harmonic Distortion (THD): <20%*

LED Driver Type: Class 1, 3kV surge protection

EMI: FCC CFR Title 47 Part 15, Class A

* PF and THD may vary with options

Ratings & Evaluations

Operating Temperature: -30°C to +55°C (-22°F to 131°F). **Storage Temperature:** -40°C to +70°C

Surge Protection: 3kV driver surge protection

Location: UL 1598 Suitable for Damp Locations

Safety: UL/cUL Listed  

Environmental: RoHS compliant

Utility: DLC Premium on all 70CRI options & select 80CRI options. DLC Premium on all H Output options.



Meets DLC Standard on all CRI versions Please refer to <http://www.designlights.org/QPL> for complete information.



Construction & Finish

Housing: Combination steel and aluminum

Lensing: Polycarbonate diffused, acrylic clear

Reflector: White highly reflective polycarbonate

Paint: Powercoat Painted Housing

No glass in housing or lenses

Weight: 10-11 lbs. per module (see dimensional drawings)

Controls

Standard Dimming: 0-10VDC

Minimum Dimming: Dim down to 10%

Wireless Networking & Sensing:

ZigBee Wireless Daintree with Occ Sensor – Sensor 4

ZigBee Wireless Daintree with No Sensor – Sensor T

Enlighted Sensor – Sensor 5

Wattstopper FSP Series Motion + daylight + IR config (IR remote sold separately) – Sensor 2

Wattstopper FSP remote = SKU# 93076263

Sensor Switch LSX LSXR Series - Sensor A, B, P, or S

Mounting

Typical Mounting:

Standard Chain / Cable mount ready.

Threaded rod kit & Surface mount optional.

Pendant mount kit optional.

Inverted Mounting:

Standard chain / Cable mount ready.

Cord & Plugs:

Standard = knockout access (no cord, no plug)

6ft, 12ft, 15ft, 20ft Cord options

15A, 20A, Straight or twist lock plug – Plug A,B,C, or D

Reloc OCS Cord and Plug – Cord-Plug FS or GS

PlugNGo Plug - Cord-plug MF or HF

Accessories, Options & Packaging

Optional Emergency Battery: Provides 90-minutes of Emergency lighting. Design lumen output:

1650-1750lm. Fully independent LED system that does not degrade performance or ratings of the fixture.

120-277V Only Ships separately from fixture to avoid shipping damage.

Standalone EMBB: Order as field installed aftermarket

or standalone solution for emergency Lighting. 2lbs

SKU# 93059499 - ASM2430 50° beam 1750lm

SKU# 93059500 - ASM2429 120° beam 1650lm

Packaging: standard pack is job pack / bulk pack consisting of 7-21 fixtures in a half Gaylord box.

Fixtures are sleeve wrapped within the bulk box for quick unload at jobsite. Orders of <14 fixtures are typically single pack. Single Pack (i.e. for stocking) –

Option 1PK. 90T & 90H are bulk pack only.

Design Life & Warranty

Reliability Testing: Fixture components designed to exceed 100,000 hrs of operation at the worst possible rated conditions. Complete system evaluated at extreme conditions and monitored during production.

System Warranty: 5 Year

GE current
a Daintree company

All trademarks are the property of their respective owners. Information provided is subject to change without notice. All values are design or typical values when measured under laboratory conditions. Current, powered by GE is a business of the General Electric Company. © 2019 GE.

www.gecurrent.com

ALB061 (Rev 12/05/19)