

# aleddra

Website: [www.aleddra.com](http://www.aleddra.com)

Phone: (425) 430-4555

Technical Support: [support@aleddra.com](mailto:support@aleddra.com)

---

## **Introduction**

About This Product ..... 2

**Safety Precautions** ..... 3

**Name of the Parts** ..... 5

**Before Usage** ..... 6

**How to Install** ..... 8

## **Maintenance & Cleaning**

Maintenance ..... 9

**Specifications** ..... 12

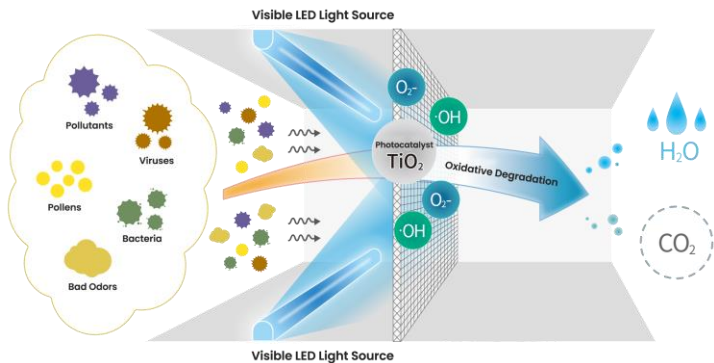
Thank you for purchasing this product. Before using, please read the user manual carefully.

## Introduction

---

This *de*-Odorization LED Lamp adopts photocatalyst technology and provides deodorization and sterilization for indoor use. It helps reducing airborne germs and minimizes household odors caused by bacteria, pets and cooking fumes.

What is photocatalyst technology?



When light is irradiated on the photocatalyst layer, a strong oxidation effect will be produced. By utilizing the strong oxidation ability of the photocatalyst, the odor and harmful substances in the air will be decomposed.

## Safety Precautions

---

Please read the safety precautions before using this product.

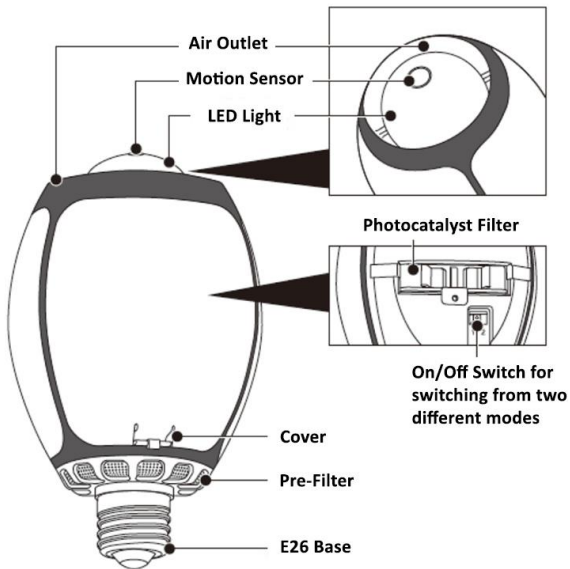
- Do not use on equipment or circuits with dimming function.
- Do not use on emergency lighting equipment, guidance light equipment, mercury lamp, HID lamp equipment.
- Do not install or disassemble the lamp with wet hands.
- Do not install the product on a broken, fragile lamp holder.
- Do not cover the lamp with paper, cloth or flammable materials.
- Do not disassemble, modify or repair the main unit.
- Do not put liquid such as water into the air inlet or air outlet.
- Do not block the air inlet or air outlet during product operation.
- Do not use in places where steam is generated, such as a humidifier. It will affect or shorten the life of the photocatalyst filter.
- Do not use within the reach of infants.
- Not for outdoor use.

Please use it with 110V AC power.

- The base (E26) of this product must be firmly connected to the lamp holder.
- Clean the dust between the base and lamp holder regularly.
- When cleaning, be sure to turn off the power (turn off the wall switch).
- Do not operate without the photocatalyst filter.

## Name of the Parts

---



Socket Extender (1.2 inches)

## Before Usage

---

This *de*-Odorization LED Lamp has two modes:

- Motion Sensor
- Manual

### Motion Sensor Mode

When the movement of a person is detected, the LED light will turn on automatically. When there is no motion detected, the light will be off after 3 minutes. Deodorizing and sterilizing functions will still remain operation.

### Manual Mode

The LED light is turned on / off by the wall switch. When the LED light is on, the deodorizing and sterilizing functions will be activated at the same time.

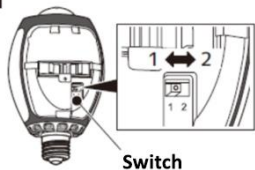
How to switch between two modes:

**1**




Push down the cover latch and pull out the the housing cover

**2**



Switch	1	2
Mode	Motion Sensor	Manual

**3**



Insert the housing cover back to the slot

## How to Install

---

Hold the bottom of the main unit and plug it into the E26 socket.

Be sure to turn off the wall switch during installation.

Be careful not to over tighten

Do not install in places where the Pre-filter will be hidden, such as downlights.

When the lamp head cannot reach the lamp holder, install with the extension lamp holder on the product. Then plug it into the E26 lamp holder.



## Maintenance

---

Pre-Filter: Clean every three months

**1**



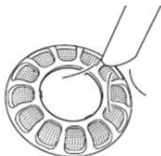
Remove from the lamp holder

**2**



Turn anti-clockwise to remove the Pre-Filter

**3**



Clean the dust  
Rinse the filter with clean water

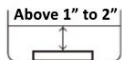
## Photocatalyst Filter: Clean every six months

**1**



**Pull out the photocatalyst filter**

**2**



**Place the photocatalyst filter into hot water**

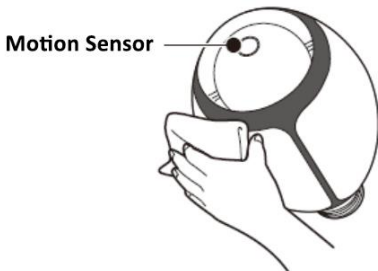
**Recommended water temperature:  
170°F to 212 °F**

**3**

**Air dry thoroughly in the sun until moisture disappears;  
then restore the photocatalyst filter back in the unit**

Housing (Air Outlet / LED Light / Motion Sensor / Lamp Holder)

Use a soft and dry cloth to remove dirt.



**Note:**

1. Do not use detergent, soap, chemicals or oil to the container immersed in the photocatalyst filter.
2. Do not use brush to clean the photocatalyst filter.
3. The color of the photocatalyst filter may change; however, this will not affect the filter's performance.
4. This is our recommendation guide. Maintenance timeframe depends on the use of environment.

## Specifications

---

Product Name	<i>de</i> -Odorization LED Lamp
Power Consumption	10W
Power Requirement	100-240VAC at 50-60HZ
Color Temperature	2700K
Light Output	485 lm
Cover Area	16 sq. ft.
Dimensions	6.02" x 3.62"
Weight	0.34kg