

Essentia® Series Track

Gimbal Ring Track - Rear-Loading - Line Voltage - PAR20/PAR30/PAR38

Product Description

The Essentia® Series Track Rear-Loading Gimbal Ring Track Fixture is ideal for general purpose track lighting in indoor commercial, retail, or industrial applications. Designed to fit either PAR20, PAR30, or PAR38 lamps and is available in either white, black, or silver. Made with deep-drawn steel housing and compatible with 1- or 2-circuit track from Essentia Series, Juno, Prescolite, and Con-Tech. The Essentia® Series Track gimbal ring line comes with a performance 1-year limited warranty.

Applications: General purpose track lighting for indoor commercial, retail or industrial applications

Performance Summary

Lamp Compatibility: PAR20 Max. 50W; PAR30 Max. 75W; PAR38 Max. 150W

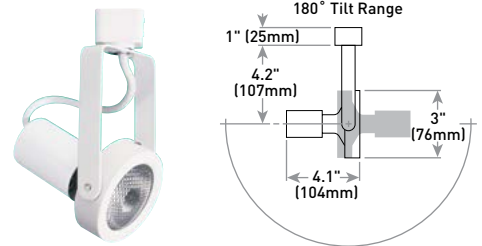
Deep-drawn steel housing with U-shaped double yoke and polyester powder coated finish

Suitable for dry locations

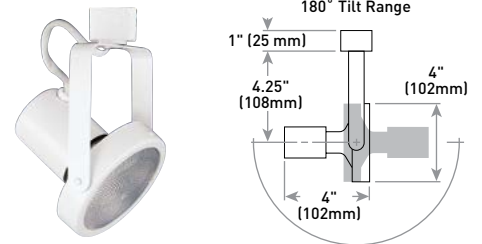
UL and cUL Listed

Limited Warranty*: 1 year

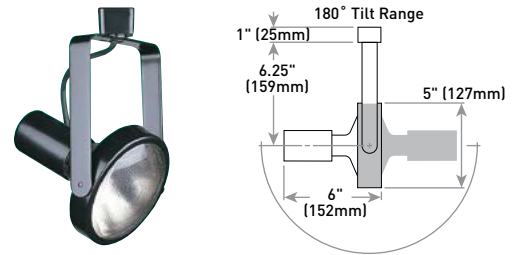
*See <http://lighting.cree.com/warranty> for warranty terms



White Finish - PAR20 Max. 50W



White Finish - PAR30 Max. 75W



Black Finish - PAR38 Max. 150W

Ordering Information

Example: S-CT-RLGR-50W-R20-120V-BK

| Series | Description | Max. Wattage | Lamp Type | Voltage | Housing Color |
|-------------------------------|----------------------------------|---------------------------------------------------------|----------------------------------------------------------------|------------------|--------------------------------------------|
| S-CT Essentia Series Track | RLGR Rear Loading Gimbal Ring | 50W 50 Watts 75W 75 Watts 150W 150 Watts | P20 PAR20 lamps P30 PAR30 lamps P38 PAR38 lamps | 120V 120 Volt | BK Black WH White SV Silver |



US: lighting.cree.com

T (800) 236-6800 F (262) 504-5415

Rev. Date: V4 03/26/2019

Canada: www.cree.com/canada



T (800) 473-1234 F (800) 890-7507

Product Specifications

CONSTRUCTION & MATERIALS

- Deep-drawn steel housing
- Compatible with 1 or 2 circuit track from Essentia® Series Track, Juno, Prescolite, and Con-Tech
- Fixture relamps from the back of the ring
- U-shaped double yoke
- Polyester powder coated finish screws

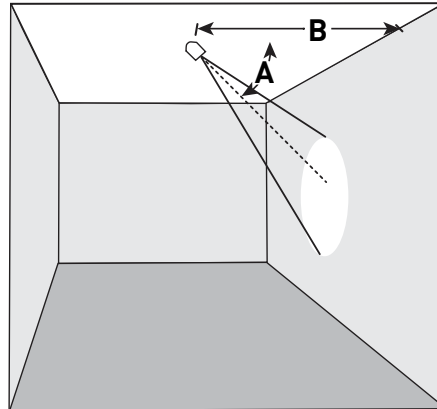
ELECTRICAL SYSTEM

- **Tilt:** Approx: 180°
- **Rotation:** 358°
- Line voltage Halogen - medium base
- **Lamp Compatibility:** PAR20 Max. 50W; PAR30 Max. 75W; PAR38 Max. 150W

REGULATORY & VOLUNTARY QUALIFICATIONS

- UL and cUL Listed
- Suitable for dry locations
- **CA RESIDENTS WARNING:** Cancer and Reproductive Harm – www.p65warnings.ca.gov

Application Reference



A = Preferred 60° aiming angle
B = Typical track head setback of 1.5' (0.5m) - 3.0' (0.9m) from wall

Recommended Cree Lamps

PAR30L

- PAR30L-75W-30K-25D-B1
- PAR30L-75W-30K-40D-B1



PAR30S

- PAR30S-75W-30K-40D-B1



PAR38

- PAR38-90W-30K-27D-B1
- PAR38-90W-30K-47D-B1

