

PROJECT:	TYPE:
LOCATION:	CAT:



Description

Low-profile LED downlight with remote driver and junction box in round or square trim options with white finish

Features

- Each fixture includes a remote driver housed in an attached junction box with two knockouts
- No recessed housing/can required! Fixture utilizes spring-loaded mounting clips for ease of installation
- Rough-in plates available for new construction
- Low-profile (1/2" height) for flexible installs
- Type IC and Wet Location rated
- Low-VOC powder coated, die-cast aluminum housing with polycarbonate lens

Mounting

Direct install with spring-loaded mounting clips, no can needed; Rough-in plates available for new construction (sold separately)

Applications

General Lighting LED Remodel, soffits, basements

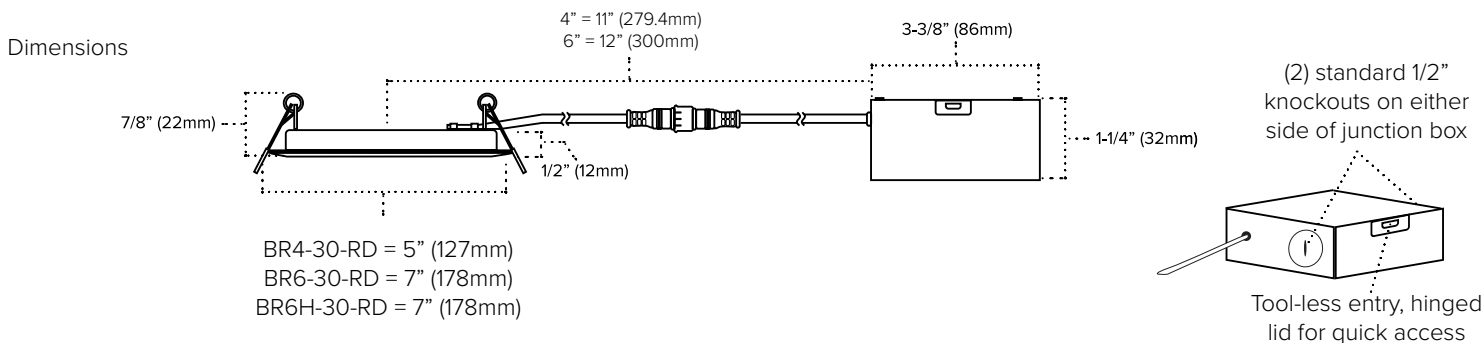
Warranty

5 years

Technical Information

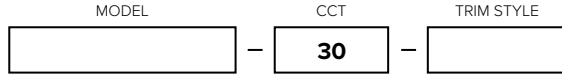


Voltage	120V AC		
Driver Current	280mA		
Size	4"	6"	6" High Output
Trim Style	Round	Round	Round
CCT	3000K		
Wattage	9W	12W	15W
Lumens (up to)	525Lm	925Lm	1100Lm
CRI	92+		
Finish	White		
Beam Angle	110°	109°	109°
Dimming	10-100% with most standard CFL/LED or Incandescent dim-		
Power Factor	>0.9		
Operating Temp	-13°F (-25°C) to +113°F (+45°C)		
Rating	ENERGY STAR; cETLus Listed; Type IC; Airtight; Wet location		
Rated Life	35,000 Hours		



Ordering Information

120V AC, 60Hz Brio Downlight



BR4 = 4" Brio Downlight (RD only)
 BR6 = 6" Brio Downlight
 BR6H* = 6" High Output Brio D.L.

30 = 3000K

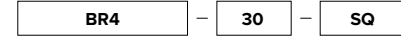
RD = Round

*BR6H is available in round trim style only




Brio Downlights Include:

- (1) Brio downlight with butterfly clips
- (1) Remote driver housed in attached junction box

Example Part # **BR4-30-SQ**



Accessories

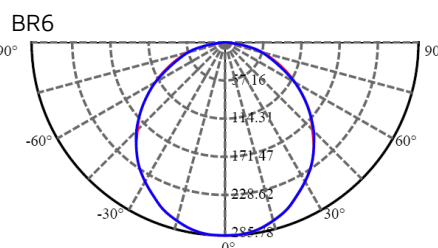
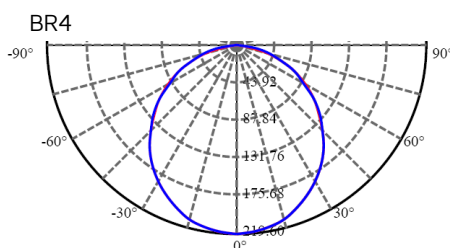
Image	Part Number	Description
	BR-EX6	6ft Driver Extension Cable; White Finish; Interconnectable
	BR-EX10	10ft Driver Extension Cable; White Finish; Interconnectable
	BR-EX20	20ft Driver Extension Cable; White Finish; Interconnectable
	BR4-MP-RD	Steel rough-in plate for 4" Round Brio downlight, new construction
	BR6-MP-RD	Steel rough-in plate for 6" Round Brio downlight, new construction

Compatible Dimmers

Brand	Model #	Type	Dimming Range	Notes
Lutron® Diva	DVCL-153P	Universal (CFL/LED/Incandescent)	10-100%	
Lutron® Toggler	TGCL-153H	Universal (CFL/LED/Incandescent)	20-100%	
Lutron® Skylark	SELV-300P	Electronic Low-Voltage (ELC)	10-100%	
Lutron® Diva	DV-600P	Incandescent	20-100%	
Leviton® Sureslide	6674	Universal (CFL/LED/Incandescent)	10-100%	

Minimum loads may apply. Dimmer performance may vary in field application due to unknown external factors. Dimmers not included on the chart above are not necessarily incompatible; they have yet to be fully evaluated. Please reference dimmer manufacturer's instructions for more detailed information regarding performance and compatibility.

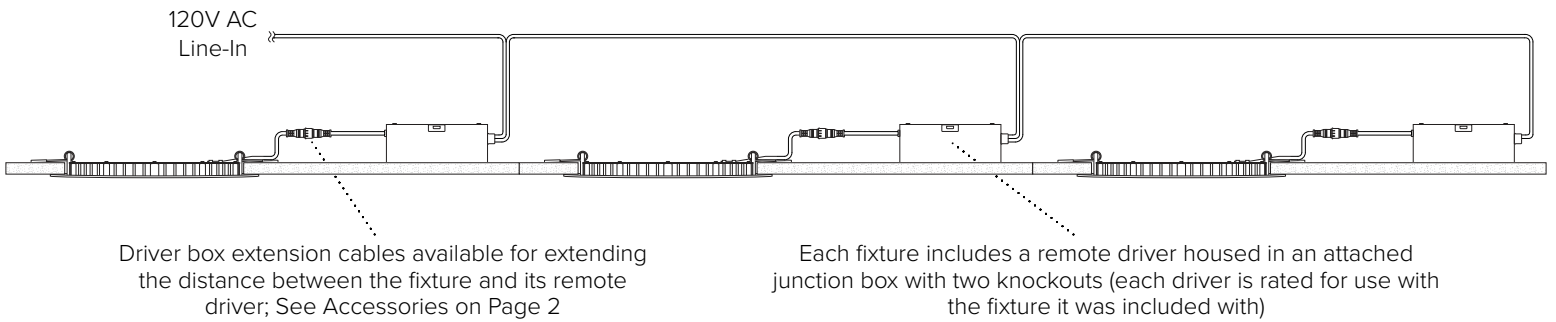
Photometrics



Model #	Amperage	Wattage
BR4-30-RD	0.075	9W
BR4-30-SQ	0.075	9W
BR6-30-RD	0.1	12W
BR4-30-SQ	0.1	12W
BR6H-30-RD	0.125	15W

Additional Information

HOLE CUT SIZES	4" BRIO	6" BRIO
Round	4-3/8" (111mm) Diameter - Round	6-1/4" (158mm) Diameter - Round
Square	-	6-1/4" (158mm) x 6-1/4" (158mm) - Square



NOTES
