

PROJECT NAME:	
CATALOG NUMBER:	FIXTURE TYPE:
VOLTS/WATTS:	LAMPS/BOARD:



## 8FT SHALLOW WRAP - 80W LED

COMMERCIAL

### FEATURES

- Suitable for Continuous Runs
- 23 Ga Die Formed Steel Housing
- Specification Grade for New Construction
- Surface Mount or Suspended
- Ample KOs on Back and Ends.
- Prismatic Wrap Around Lens
- Wire Cage Option Available
  - Replaces Prismatic Lens
- Multiple Dimming and Sensor Options to Fully Control Occupied and Unoccupied Light Levels
- 5 Year Warranty
- DesignLights Consortium® Qualified Luminaire



### LED SYSTEM

Calculated L70 (TM-21)	>100K
Delivered Lumens	9,892 lm
Total Input Watts	80 W
Luminaire Efficacy Rating (LER)	124 lm/W
Correlated Color Temperature (CCT)	5000 K
Color Rendering Index (CRI)	>80
Max Ambient Temp	120°F
Universal Driver	120-277 V

LED System data above based on FWS-70WLED-UNIV-40  
LED Lumen Maintenance Estimates based on TM-21 projections for the light source at 25°C ambient

### SUITABLE APPLICATIONS

- Work Station Task Lighting
- Offices
- Hallways
- Multi Purpose



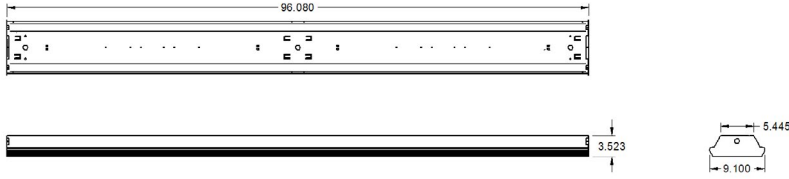
### Ordering Guide

eg: FWS8		80WLED	UNIV	50	CORDx	
Series	LED	Driver	Color	Options		
<input type="checkbox"/> FWS8	Narrow Wrap 8ft	<input type="checkbox"/> 80WLED	<input type="checkbox"/> UNIV 120-277 Driver	<input type="checkbox"/> 30 <input type="checkbox"/> 35 <input type="checkbox"/> 40 <input type="checkbox"/> 50	<input type="checkbox"/> CORDx Cord (x = ft) <input type="checkbox"/> MCWHIPx Flexible Conduit (x = ft) <input type="checkbox"/> SD480 480V Step Down Transformer <input type="checkbox"/> FI/ILBCP05 5W LED Factory Installed Battery Backup <input type="checkbox"/> FI/ILBCP07 7W LED Factory Installed Battery Backup <input type="checkbox"/> FI/ILBCP10 10W LED Factory Installed Battery Backup <input type="checkbox"/> FI/ILBCP12 12W LED Factory Installed Battery Backup <input type="checkbox"/> WC Wire Cage (Replaces Prismatic Lens) <input type="checkbox"/> FIOS On/Off Occupancy Sensor Installed <input type="checkbox"/> USDC User Selectable Dimming Control <input type="checkbox"/> USBD User Select Bi-level Dim w/ Occ. Sensor <input type="checkbox"/> BDxx Preset Bi-level Dim Sensor (xx=% eg. 20,30) <input type="checkbox"/> ES EasySense Control <input type="checkbox"/> SR Sensor Ready Driver For ES <input type="checkbox"/> ES/PCD Pre-Installed App On Control Device	

\*Battery Backup Options See Field Installed LED BB Sheet.

# 8FT SHALLOW WRAP - 80W LED

## COMMERCIAL



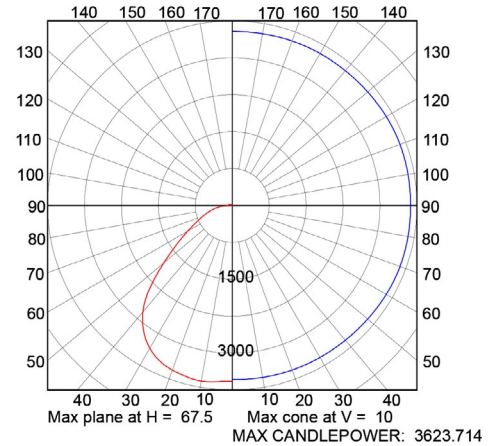
## FWS8-80WLED-UNIV-40

LUMINAIRE OUTPUT = 9585 LMS  
120.0V 0.6768A 80.19W PF=0.987

### SUMMARY DATA

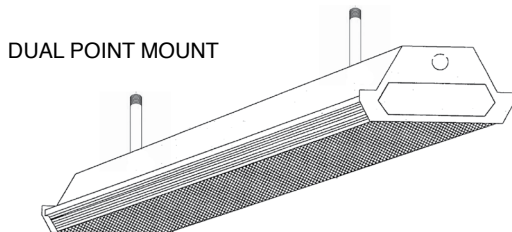
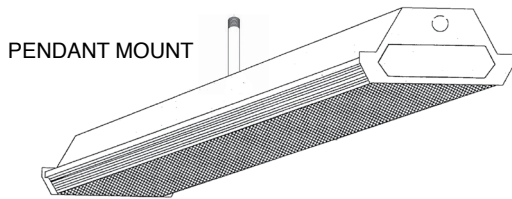
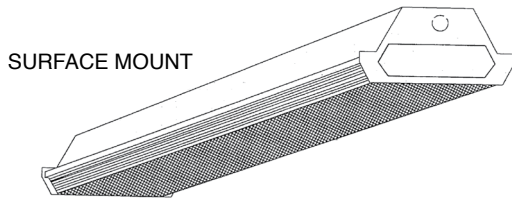
HEMISPHERES TESTED:	BOTH
EFFICIENCY (Total):	100.0%
EFFICIENCY (Down / Up):	98.9% / 1.1%
EFFICIENCY (Street / House):	50.0% / 50.0%
ROADWAY CLASSIFICATION:	TYPE VS
CUTOFF CLASSIFICATION:	CUTOFF
LUMENS/LAMP:	9565.692
NO. OF LAMPS:	1
LUMINOUS OPENING: RECTANGULAR:	
Width:	0.67 (Feet)
Length:	8.00
Height:	0.13
INPUT WATTS:	80.19

### PLANE AND CONE DIAGRAM



Photometric values based upon tests performed in compliance with LM-79. IES files can be downloaded at [www.ilp-inc.com](http://www.ilp-inc.com)

## MOUNTING OPTIONS



Industrial Lighting Products

**LED**  
**lighting facts**<sup>®</sup>  
A Program of the U.S. DOE

Light Output (Lumens)	<b>9823</b>
Watts	<b>80.19</b>
Lumens per Watt (Efficacy)	<b>122.5</b>

---

**Color Accuracy**  
Color Rendering Index (CRI) **80**

---

**Light Color**  
Correlated Color Temperature (CCT): **4000 (Bright White)**

2700K    3000K    4500K    6500K

All results are according to IESNA LM-79-2008: Approved Method for the Electrical and Photometric Testing of Solid-State Lighting. The U.S. Department of Energy (DOE) verifies product test data and results.

Visit [www.lightingfacts.com](http://www.lightingfacts.com) for the Label Reference Guide.

Registration Number - ECU28G (8/23/2015)  
Model Number: FWS8-80WLED-UNIV-40  
Type: Luminaire - Linear