

TROFFER

naturaLED® Troffer is the perfect solution for your interior lighting needs. This DLC Premium Troffer is available in 2'x2' and 2'x4' dimensions for TBar/Grid ceilings. Available options include Emergency LED Driver and Microwave Motion Sensor. This is a lightweight fixture with a bug-free lens design and produces up to 5,850 lumens with excellent light distribution and color consistency.



Emergency Driver Indicator Light Access



Enclosed Driver Compartment for EM driver and/or Microwave Sensor Install



Features & Benefits

- ▶ DLC Premium Qualified
- ▶ L70 Rated Chip for over 100,000 projected life hours
- ▶ Uniform and consistent color: ANSI C78.377-2017
- ▶ Bug-free design
- ▶ Light weight design (under 18 lbs)
- ▶ UL Damp
- ▶ LED Emergency Drivers Compatible
- ▶ Motion Sensor Compatible
- ▶ Minimum glare with diffused lens
- ▶ Material: Steel
- ▶ Rated 50,000 hours average life

Specifications

- ▶ Input line voltage: 120-277V
- ▶ Power Factor: >0.9
- ▶ THD: <20%
- ▶ Dimmable: 0-10V
- ▶ CRI: 80
- ▶ Operating temperature: -4°F - 104°F
- ▶ Finish: White

Applications

- ▶ Conference / Meeting Rooms
- ▶ Factories
- ▶ Offices
- ▶ Schools
- ▶ Hospitals
- ▶ Hospitalities

Optional Accessories (Available for purchase)

- ▶ Air Craft Cable



- ▶ Emergency LED Driver





- ▶ Multi-Function Microwave Motion Sensor



Ordering Information

*P= Premium DLC / *S = Standard DLC

Code	Description	CCT	Watt	Lumen	Equiv Wattage	Size	Efficacy (lm/w)	Voltage	Rated Hrs		
9235	LED-FXTF20/2x2/835G1	3500K	20	2,540	Replaces 2 2ft FL T8	2'x2'	127	120-277	50,000	•	P
9236	LED-FXTF20/2x2/840G1	4000K	20	2,600		2'x2'	130	120-277	50,000	•	P
9237	LED-FXTF20/2x2/850G1	5000K	20	2,600		2'x2'	130	120-277	50,000	•	P
9238	LED-FXTF30/2x4/835G1	3500K	30	3,810	Replaces 3 4ft FL T8	2'x4'	127	120-277	50,000	•	P
9239	LED-FXTF30/2x4/840G1	4000K	30	3,900		2'x4'	130	120-277	50,000	•	P
9240	LED-FXTF30/2x4/850G1	5000K	30	3,900		2'x4'	130	120-277	50,000	•	P
9241	LED-FXTF45/2x4/835G1	3500K	45	5,715	Replaces 4 4ft FL T8	2'x4'	127	120-277	50,000	•	P
9242	LED-FXTF45/2x4/840G1	4000K	45	5,850		2'x4'	130	120-277	50,000	•	P
9243	LED-FXTF45/2x4/850G1	5000K	45	5,850		2'x4'	130	120-277	50,000	•	P

Accessories (available for purchase)


Cable

- P10147 MT-ACC-4FT**
4-ft Earthquake Aircraft Cable
- P10144 MT-ACC-10FT**
10-ft Earthquake Aircraft Cable



Emergency Battery

- 7334 BAEM15-48BC/MV-A**
(LED 15 Emergency Backup Driver 120-277V)



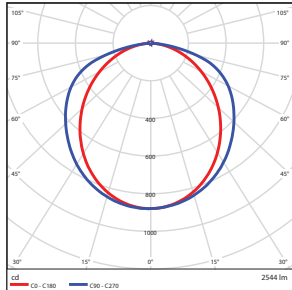
Multi-Function Microwave Motion Sensor

- P10091 SEN-UM05/ANT5**
0-10V internal 100-277V



Photometric Data

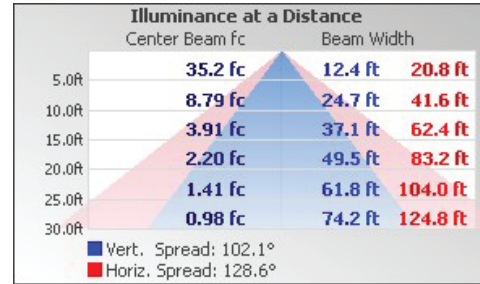
20 Watt- 2'x 2'



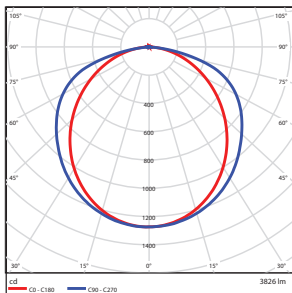
Zonal Lumen Summary

Zone	Lumens	% Luminaire
0-30	675.18	26.50
0-40	1099.84	43.20
0-60	1947.79	76.60
60-80	547.83	21.50
70-80	212.00	8.30
90-120	0.43	0.00
90-180	2.04	0.10
0-180	2544.26	100.00

Total Luminaire Efficiency = 100.00%



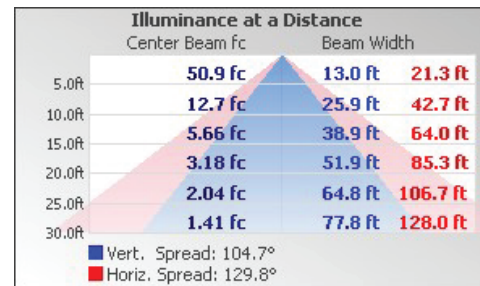
30 Watt- 2'x 4'



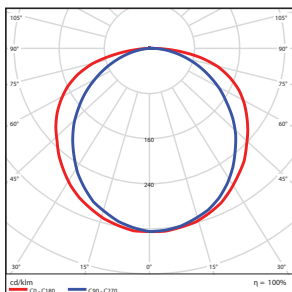
Zonal Lumen Summary

Zone	Lumens	% Luminaire
0-30	987.70	25.80
0-40	1617.88	42.30
0-60	2896.58	75.70
60-80	850.55	22.20
70-80	333.57	8.70
90-120	1.38	0.00
90-180	2.84	0.10
0-180	3826.28	100.00

Total Luminaire Efficiency = 100.00%



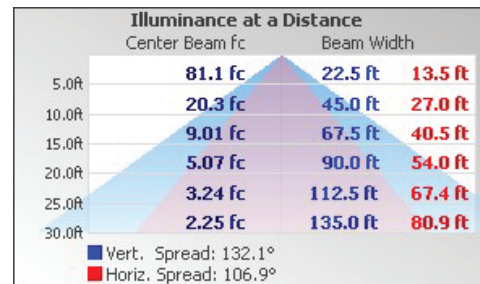
45 Watt- 2'x 4'



Zonal Lumen Summary

Zone	Lumens	% Luminaire
0-30	1573.87	25.20
0-40	2581.2	41.30
0-60	4645.46	74.40
60-80	1395.41	22.30
70-80	558.69	8.90
90-120	10.64	0.20
90-180	14.23	0.20
0-180	6245.3	100.00

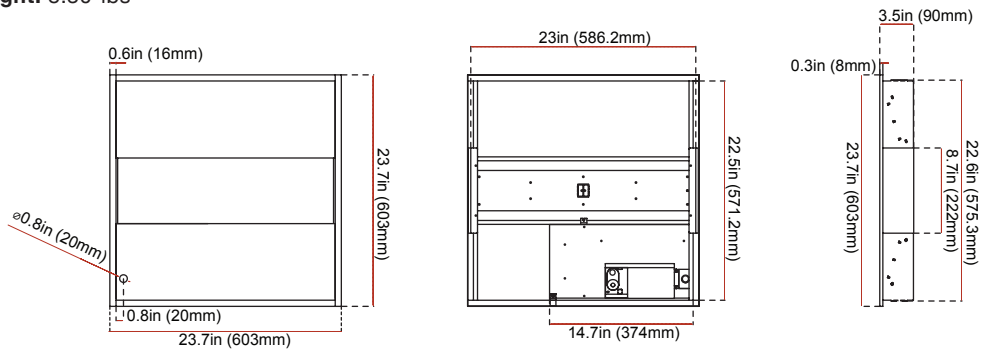
Total Luminaire Efficiency = 100.00%



Product Dimensions

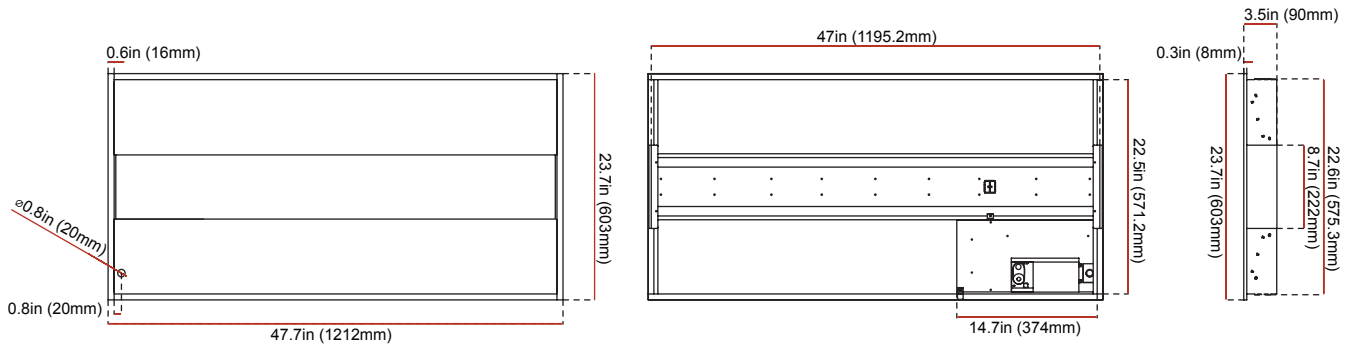
2' x 2'

Weight: 8.30-lbs



2' x 4'

Weight: 13.30-lbs



Package

